

Minnesota State Grant Program End of Year Statistics Fiscal Year 2004

Staff Background Paper

Prepared by:
Staff of the Minnesota Higher Education Services Office



December 15, 2004

Minnesota Higher Education Services Office
1450 Energy Park Drive, Suite 350
St. Paul, Mn 55108-5227

Telephone: 651-642-0567
800-657-3866

Fax: 651-642-0675
Email: info@heso.state.mn.us
Internet: www.mheso.state.mn.us

For the Hearing Impaired:
TTY Relay: 800-627-3529

This document can be made
available in an alternative format
to individuals with disabilities by
calling 651-642-0567.

Contents

Introduction	1
Family Circumstances	1
Attendance Strategy	1
Post-Secondary Institution Choice	1
Total Minnesota State Grants Received and Number of Recipients	2
Structure of This Report	3
Minnesota State Grant Statistics, Fiscal Year 2004	4
I. Family Circumstances: Dependent Students	7
A. Attendance Strategy: Register for Fewer Than 30 Credits in Fiscal Year 2004 ...	9
1. Institution Choice: MnSCU Two-Year Colleges	11
2. Institution Choice: Minnesota Private For-Profit Institutions	12
3. Institution Choice: MnSCU Four-Year Universities	13
4. Institution Choice: University of Minnesota	14
5. Institution Choice: Minnesota Private Non-Profit Institutions	15
B. Attendance Strategy: Register for at Least 30 Credits in the Fiscal Year 2004 ...	16
1. Institution Choice: MnSCU Two-Year College	18
2. Institution Choice: Minnesota Private For-Profit Institutions	19
3. Institution Choice: MnSCU Four-Year Universities	20
4. Institution Choice: University of Minnesota	21
5. Institution Choice: Minnesota Private Non-Profit Institutions	22
II. Family Circumstances: Married Students with Children	23
A. Attendance Strategy: Register for Fewer Than 30 Credits in Fiscal Year 2004 ...	25
1. Institution Choice: MnSCU Two-Year College	27
2. Institution Choice: Minnesota Private For-Profit Institutions	28
3. Institution Choice: MnSCU Four-Year Universities	29
4. Institution Choice: University of Minnesota	30
5. Institution Choice: Minnesota Private Non-Profit Institutions	31
B. Attendance Strategy: Register for at Least 30 Credits in the Fiscal Year 2004 ...	32
1. Institution Choice: MnSCU Two-Year College	34
2. Institution Choice: Minnesota Private For-Profit Institutions	35
3. Institution Choice: MnSCU Four-Year Universities	36
4. Institution Choice: University of Minnesota	37
5. Institution Choice: Minnesota Private Non-Profit Institutions	38
III. Family Circumstances: Unmarried Students with Children	39
A. Attendance Strategy: Register for Fewer Than 30 Credits in Fiscal Year 2004 ...	41
1. Institution Choice: MnSCU Two-Year College	43
2. Institution Choice: Minnesota Private For-Profit Institutions	44
3. Institution Choice: MnSCU Four-Year Universities	45
4. Institution Choice: University of Minnesota	46
5. Institution Choice: Minnesota Private Non-Profit Institutions	47
B. Attendance Strategy: Register for at Least 30 Credits in the Fiscal Year 2004 ...	48
1. Institution Choice: MnSCU Two-Year College	50

2.	Institution Choice: Minnesota Private For-Profit Institutions	51
3.	Institution Choice: MnSCU Four-Year Universities	52
4.	Institution Choice: University of Minnesota	53
5.	Institution Choice: Minnesota Private Non-Profit Institutions	54
IV.	Family Circumstances: Married Students with No Children	55
A.	Attendance Strategy: Register for Fewer Than 30 Credits in Fiscal Year 2004	57
1.	Institution Choice: MnSCU Two-Year College	59
2.	Institution Choice: Minnesota Private For-Profit Institutions	60
3.	Institution Choice: MnSCU Four-Year Universities	61
4.	Institution Choice: University of Minnesota	62
5.	Institution Choice: Minnesota Private Non-Profit Institutions	63
B.	Attendance Strategy: Register for at Least 30 Credits in Fiscal Year 2004	64
1.	Institution Choice: MnSCU Two-Year College	66
2.	Institution Choice: Minnesota Private For-Profit Institutions	67
3.	Institution Choice: MnSCU Four-Year Universities	68
4.	Institution Choice: University of Minnesota	69
5.	Institution Choice: Minnesota Private Non-Profit Institutions	70
V.	Family Circumstances: Single Independent Students	71
A.	Attendance Strategy: Register for Fewer Than 30 Credits in Fiscal Year 2004	73
1.	Institution Choice: MnSCU Two-Year College	75
2.	Institution Choice: Minnesota Private For-Profit Institutions	76
3.	Institution Choice: MnSCU Four-Year Universities	77
4.	Institution Choice: University of Minnesota	78
5.	Institution Choice: Minnesota Private Non-Profit Institutions	79
B.	Attendance Strategy: Register for at Least 30 Credits in Fiscal Year 2004	80
1.	Institution Choice: MnSCU Two-Year College	82
2.	Institution Choice: Minnesota Private For-Profit Institutions	83
3.	Institution Choice: MnSCU Four-Year Universities	84
4.	Institution Choice: University of Minnesota	85
5.	Institution Choice: Minnesota Private Non-Profit Institutions	86
VI.	Minnesota State Grant Recipients by Institution, Fiscal Year 2004	87

Introduction

This report contains data on the number and dollar amounts of Minnesota State Grants received by Minnesota undergraduates for Fiscal Year 2004 (academic year 2003-2004). Minnesota State Grants are coordinated with Federal Pell Grants, so the tables and graphs also show combined Federal Pell and State Grant awards. In addition, since ability to pay is calculated based on income and assets, data are reported by the adjusted gross income of the student's family.

The report also includes information on three categories of student characteristics that affect State Grant awards:

- **Family Circumstances:** Recipients are classified by family circumstances. Each category of family has its ability to pay assessed differently:
 - Dependent students (usually students less than 24 years old who were not married and not supporting their own children)
 - Married independent students with children
 - Unmarried independent students with children
 - Married independent students without children
 - Single independent students (without children)

- **Attendance Strategy:** The report classifies recipients by the number of course credits for which they registered. The registration load chosen by the student affects the price of attendance used in calculating Minnesota State Grant awards. The report classified State Grant recipients by two attendance strategies:
 - Recipients who registered for fewer than 30 credits during Fiscal Year 2004.
 - These students are commonly called part-time or part-year students.¹
 - Recipients who registered for at least 30 credits during Fiscal Year 2004.
 - These students are commonly called full-time, full-year students.

- **Post-Secondary Institution Choice:** The institution the students chose to attend determines the price of attendance used in calculating Minnesota State Grants. Institutions are grouped into five sectors:
 - MnSCU two-year colleges
 - MnSCU four-year universities
 - University of Minnesota
 - Minnesota private for-profit institutions
 - Minnesota private non-profit institutions


1 The Minnesota State Grant Program defines full-time attendance as a registration load of 15 semester credits (or the equivalent) per term. A registration load of at least 30 credits during Fiscal Year 2004 is equal to full-time, full-year attendance in this report.

Total Minnesota State Grants Received and Number of Recipients

The data in this report are based on the State Grant research data file as of October 2004. The totals may differ slightly from other documents published by the Minnesota Higher Education Services Office which are based on data captured at a different date.

Structure of This Report

- The following provides a pictorial description of the rest of the report.²



2 Students are grouped according to the institution they attended.

Minnesota State Grant Statistics, Fiscal Year 2004

Adjusted Gross Income	Number of Minnesota State Grant Recipients	Combined Federal Pell and Minnesota State Grant Awards (Million)	Minnesota State Grant Awards (Million)
Less than \$10,000	14,772	\$58.58	\$16.64
\$10,000 to \$19,999	13,090	\$46.68	\$18.84
\$20,000 to \$29,999	12,063	\$43.09	\$22.18
\$30,000 to \$39,999	9,630	\$32.03	\$20.37
\$40,000 to \$49,999	8,521	\$22.71	\$17.21
\$50,000 to \$59,999	6,149	\$13.56	\$11.45
\$60,000 to \$69,999	3,185	\$6.10	\$5.56
\$70,000 and Over	2,210	\$3.22	\$3.07
Total	69,620	\$225.98	\$115.32

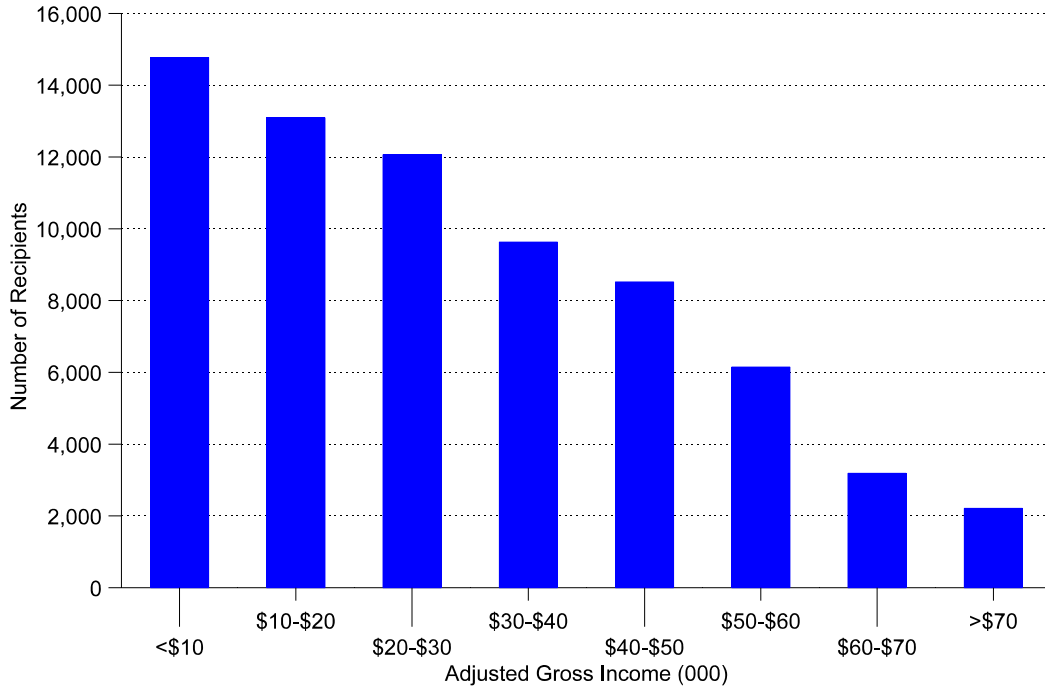
Adjusted Gross Income is parental income for dependent students and student and spouse income for others.

Family Circumstances	Number of Minnesota State Grant Recipients	Combined Federal Pell and Minnesota State Grant Awards (Million)	Minnesota State Grant Awards (Million)
Dependent students	43,742	\$147.30	\$90.34
Married students with children	5,440	\$15.41	\$4.66
Unmarried students with children	10,123	\$35.09	\$8.33
Married students with no children	1,746	\$4.80	\$2.21
Single independent students	8,569	\$23.39	\$9.79
Total	69,620	\$225.98	\$115.32

Source: Minnesota Higher Education Services Office

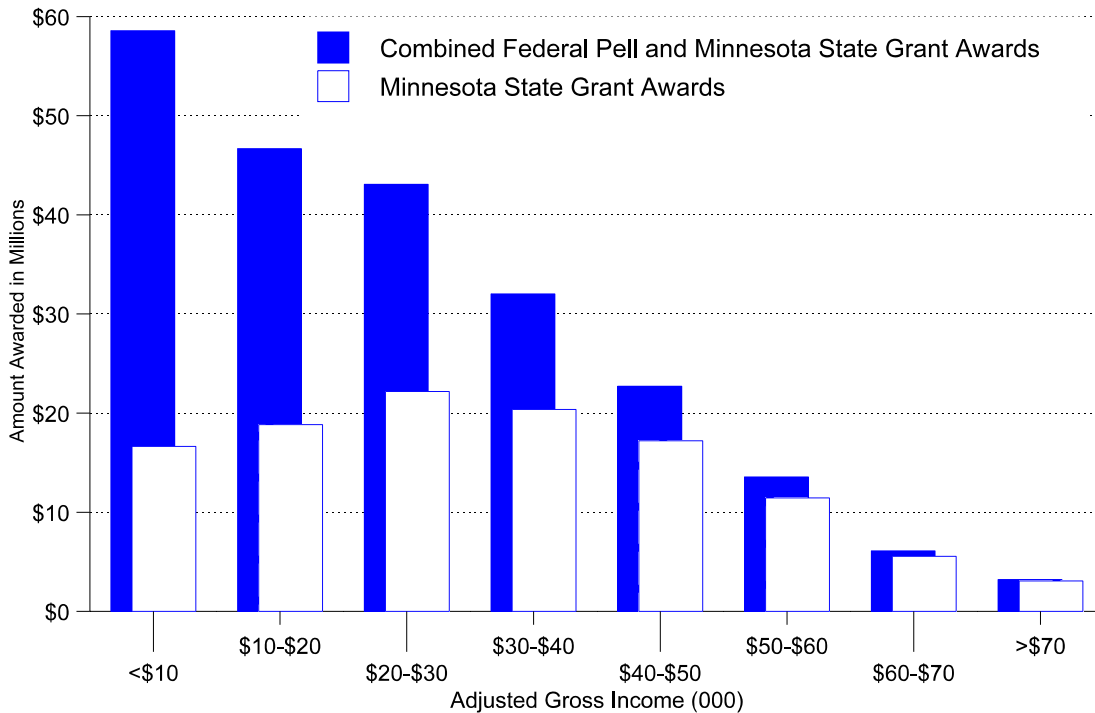
Minnesota State Grant Statistics, Fiscal Year 2004

Number of Minnesota State Grant Recipients



Source: MN Higher Education Services Office

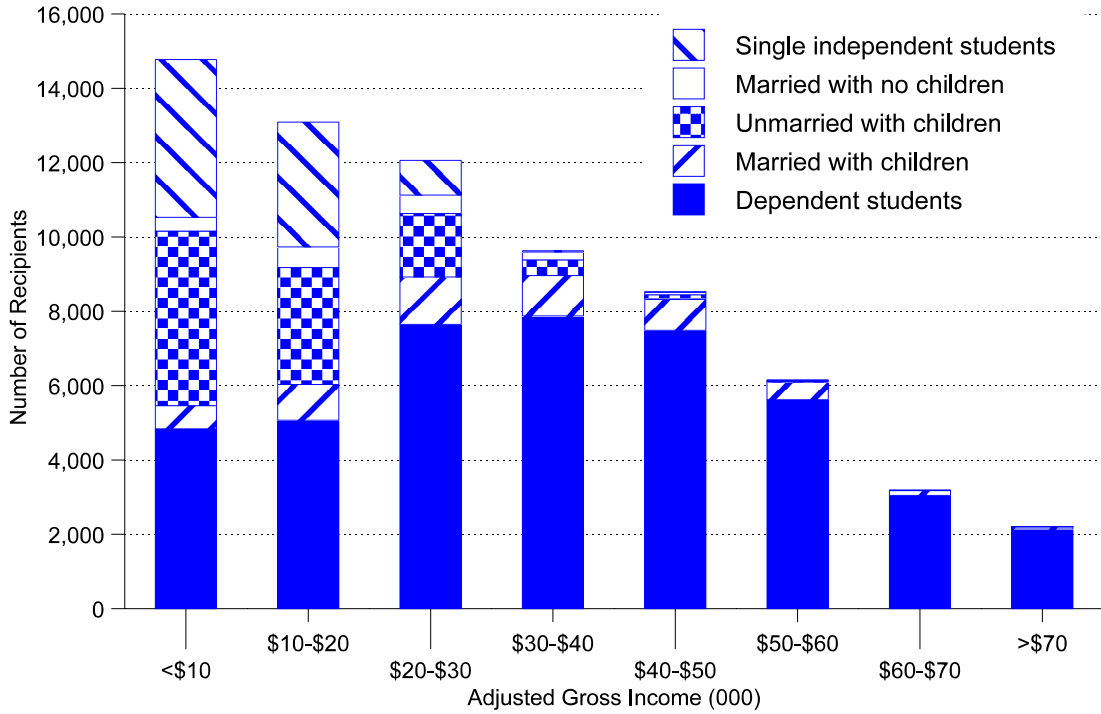
Combined Federal Pell and Minnesota State Grant Awards



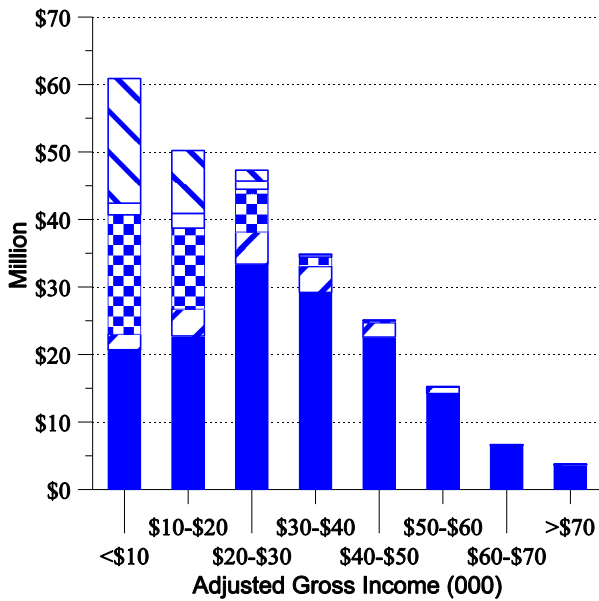
Source: Minnesota Higher Education Services Office

Minnesota State Grant Statistics, Fiscal Year 2004

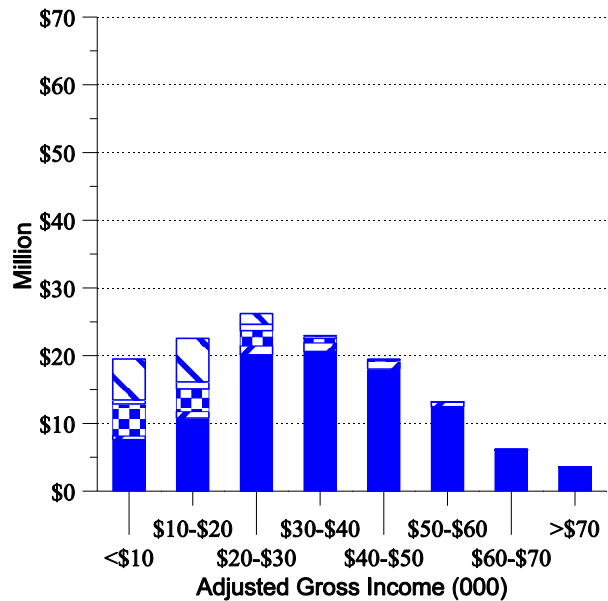
Number of Minnesota State Grant Recipients



Combined Federal Pell and Minnesota State Grant Awards



Minnesota State Grant Awards



Source: Minnesota Higher Education Services Office

I. Family Circumstances: Dependent Students

The following table and charts include Minnesota State Grant Recipients in the categories highlighted		
Family Circumstances	Choice of Attendance Strategy	Choice of Institution Attended
Dependent students	Registered for fewer than 30 credits during the fiscal year.	MnSCU 2-Year Colleges
Married with children		Minnesota Private For-Profit Institutions
Unmarried with children	Registered for at least 30 credits during the fiscal year.	MnSCU 4-Year Universities
Married with no children		University of Minnesota
Single independent students		Minnesota Private Non-Profit Institutions

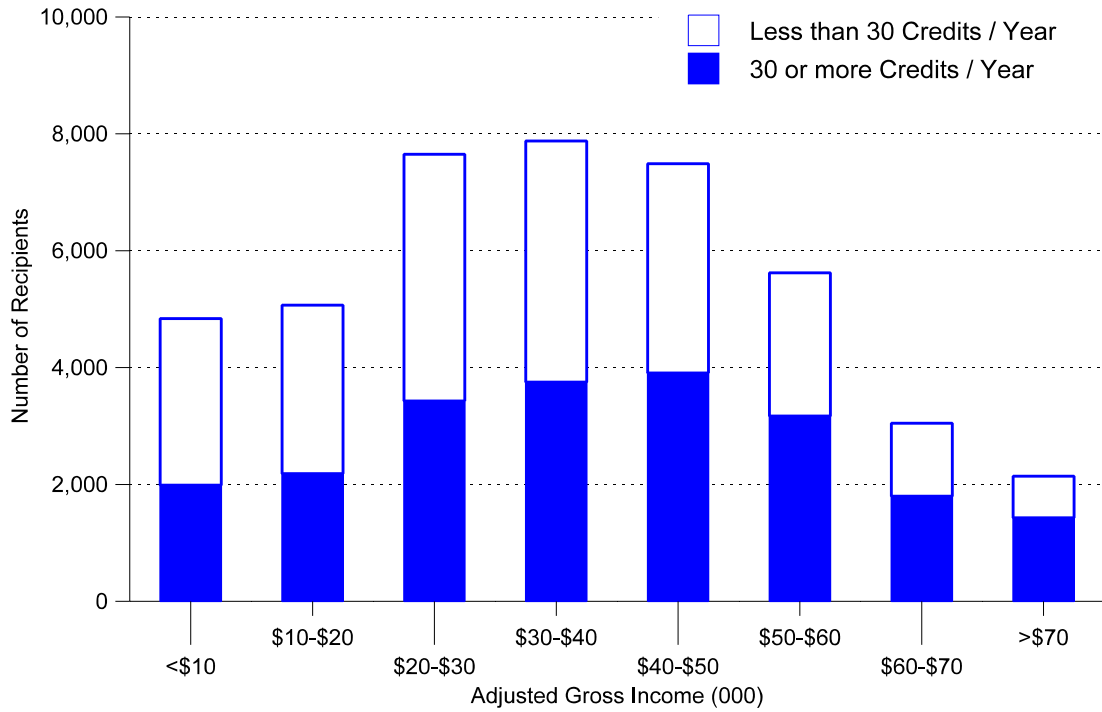
Adjusted Gross Income	Number of Minnesota State Grant Recipients	Combined Federal Pell and Minnesota State Grant Awards (Million)	Minnesota State Grant Awards (Million)
Less than \$10,000	4,840	\$22.67	\$7.73
\$10,000 to \$19,999	5,070	\$23.28	\$10.42
\$20,000 to \$29,999	7,650	\$31.40	\$18.00
\$30,000 to \$39,999	7,878	\$27.37	\$18.66
\$40,000 to \$49,999	7,490	\$20.71	\$16.15
\$50,000 to \$59,999	5,621	\$12.79	\$10.92
\$60,000 to \$69,999	3,050	\$5.95	\$5.45
\$70,000 and Over	2,143	\$3.14	\$3.01
Total	43,742	\$147.30	\$90.34

Adjusted Gross Income is parental income for dependent students and student and spouse income for others.

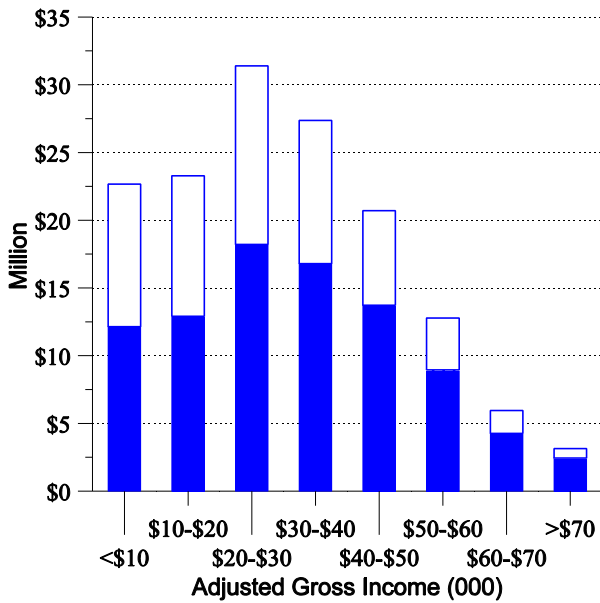
Source: Minnesota Higher Education Services Office

Minnesota State Grant Statistics: Dependent Student Recipients, Fiscal Year 2004

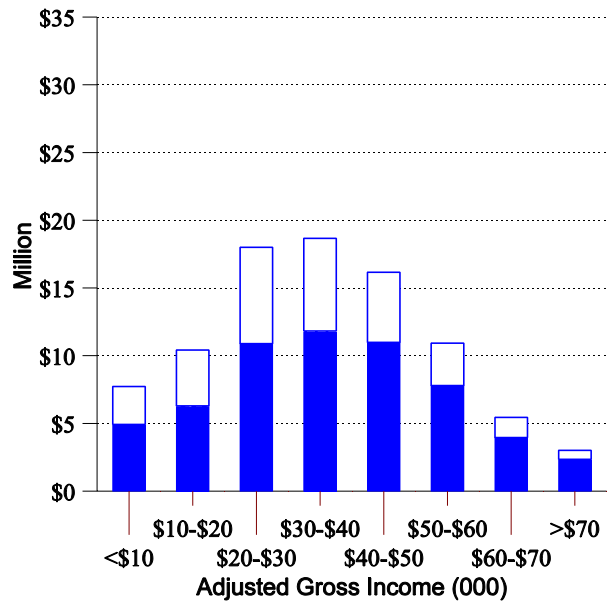
Number of Minnesota State Grant Recipients



Combined Federal Pell and Minnesota State Grant Awards



Minnesota State Grant Awards



Source: Minnesota Higher Education Services Office

A. Attendance Strategy: Register for Fewer Than 30 Credits in Fiscal Year 2004

The following table and charts include Minnesota State Grant Recipients in the categories highlighted		
Family Circumstances	Choice of Attendance Strategy	Choice of Institution Attended
Dependent Students	Registered for fewer than 30 credits during the fiscal year.	MnSCU 2-Year Colleges
Married with children		Minnesota Private For-Profit Institutions
Unmarried with children	Registered for at least 30 credits during the fiscal year.	MnSCU 4-Year Universities
Married with no children		University of Minnesota
Single independent students		Minnesota Private Non-Profit Institutions

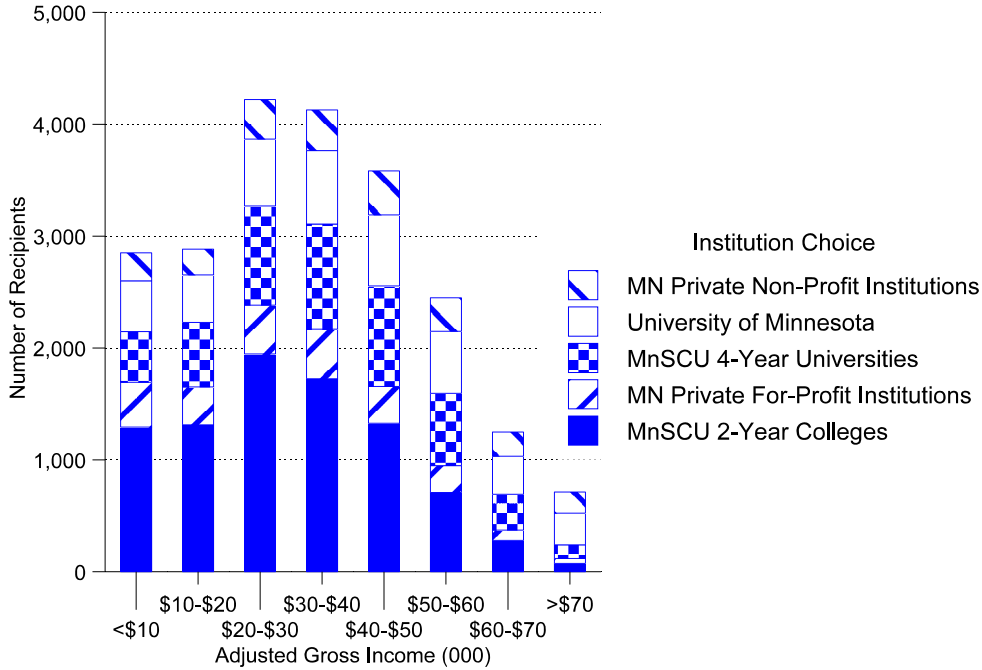
Adjusted Gross Income	Number of Minnesota State Grant Recipients	Combined Federal Pell and Minnesota State Grant Awards (Million)	Minnesota State Grant Awards (Million)
Less than \$10,000	2,851	\$10.52	\$2.81
\$10,000 to \$19,999	2,884	\$10.37	\$4.13
\$20,000 to \$29,999	4,221	\$13.19	\$7.12
\$30,000 to \$39,999	4,128	\$10.57	\$6.84
\$40,000 to \$49,999	3,583	\$6.98	\$5.17
\$50,000 to \$59,999	2,449	\$3.84	\$3.13
\$60,000 to \$69,999	1,250	\$1.68	\$1.49
\$70,000 and Over	713	\$0.70	\$0.66
Total	22,079	\$57.85	\$31.34

Adjusted Gross Income is parental income for dependent students and student and spouse income for others.

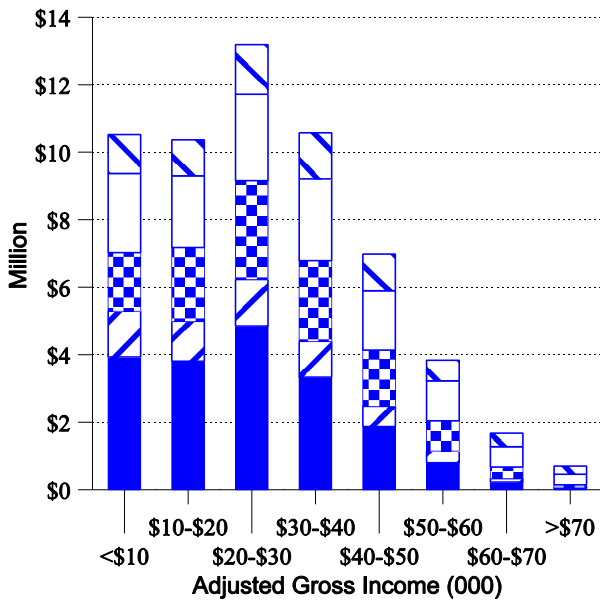
Source: Minnesota Higher Education Services Office

Minnesota State Grant Statistics: Dependent Students Registering for Fewer Than 30 Credits, Fiscal Year 2004

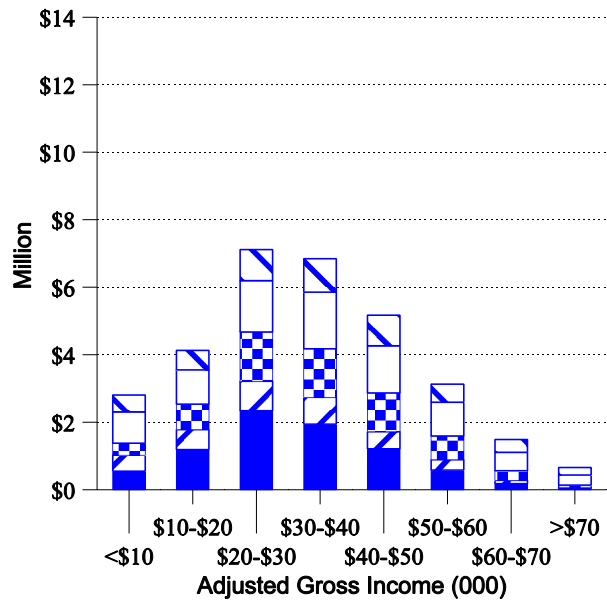
Number of Minnesota State Grant Recipients



Combined Federal Pell and Minnesota State Grant Awards



Minnesota State Grant Awards



Source: Minnesota Higher Education Services Office

1. Institution Choice: MnSCU Two-Year Colleges

The following table includes Minnesota State Grant Recipients in the categories highlighted		
Family Circumstances	Choice of Attendance Strategy	Choice of Institution Attended
Dependent Students	Registered for fewer than 30 credits during the fiscal year.	MnSCU 2-Year Colleges
Married with children	Registered for at least 30 credits during the fiscal year.	Minnesota Private For-Profit Institutions
Unmarried with children		MnSCU 4-Year Universities
Married with no children		University of Minnesota
Single independent students		Minnesota Private Non-Profit Institutions

Adjusted Gross Income	Number of Minnesota State Grant Recipients	Combined Federal Pell and Minnesota State Grant Awards (Million)	Minnesota State Grant Awards (Million)
Less than \$10,000	1,294	\$3.93	\$0.55
\$10,000 to \$19,999	1,313	\$3.80	\$1.19
\$20,000 to \$29,999	1,947	\$4.85	\$2.34
\$30,000 to \$39,999	1,726	\$3.34	\$1.94
\$40,000 to \$49,999	1,327	\$1.87	\$1.21
\$50,000 to \$59,999	708	\$0.80	\$0.58
\$60,000 to \$69,999	281	\$0.22	\$0.18
\$70,000 and Over	75	\$0.04	\$0.04
Total	8,671	\$18.86	\$8.03

Adjusted Gross Income is parental income for dependent students and student and spouse income for others.

Source: Minnesota Higher Education Services Office

2. Institution Choice: Minnesota Private For-Profit Institutions

The following table includes Minnesota State Grant Recipients in the categories highlighted		
Family Circumstances	Choice of Attendance Strategy	Choice of Institution Attended
Dependent Students	Registered for fewer than 30 credits during the fiscal year.	MnSCU 2-Year Colleges
Married with children		Minnesota Private For-Profit Institutions
Unmarried with children	Registered for at least 30 credits during the fiscal year.	MnSCU 4-Year Universities
Married with no children		University of Minnesota
Single independent students		Minnesota Private Non-Profit Institutions

Adjusted Gross Income	Number of Minnesota State Grant Recipients	Combined Federal Pell and Minnesota State Grant Awards (Million)	Minnesota State Grant Awards (Million)
Less than \$10,000	400	\$1.36	\$0.48
\$10,000 to \$19,999	339	\$1.18	\$0.60
\$20,000 to \$29,999	436	\$1.37	\$0.87
\$30,000 to \$39,999	443	\$1.06	\$0.80
\$40,000 to \$49,999	330	\$0.60	\$0.51
\$50,000 to \$59,999	240	\$0.34	\$0.31
\$60,000 to \$69,999	92	\$0.11	\$0.10
\$70,000 and Over	45	\$0.04	\$0.03
Total	2,325	\$6.06	\$3.68

Adjusted Gross Income is parental income for dependent students and student and spouse income for others.

Source: Minnesota Higher Education Services Office

3. Institution Choice: MnSCU Four-Year Universities

The following table includes Minnesota State Grant Recipients in the categories highlighted		
Family Circumstances	Choice of Attendance Strategy	Choice of Institution Attended
Dependent Students	Registered for fewer than 30 credits during the fiscal year.	MnSCU 2-Year Colleges
Married with children		Minnesota Private For-Profit Institutions
Unmarried with children	Registered for at least 30 credits during the fiscal year.	MnSCU 4-Year Universities
Married with no children		University of Minnesota
Single independent students		Minnesota Private Non-Profit Institutions

Adjusted Gross Income	Number of Minnesota State Grant Recipients	Combined Federal Pell and Minnesota State Grant Awards (Million)	Minnesota State Grant Awards (Million)
Less than \$10,000	454	\$1.74	\$0.36
\$10,000 to \$19,999	577	\$2.19	\$0.75
\$20,000 to \$29,999	887	\$2.93	\$1.46
\$30,000 to \$39,999	940	\$2.39	\$1.44
\$40,000 to \$49,999	898	\$1.67	\$1.15
\$50,000 to \$59,999	648	\$0.90	\$0.70
\$60,000 to \$69,999	320	\$0.34	\$0.29
\$70,000 and Over	121	\$0.07	\$0.06
Total	4,845	\$12.22	\$6.21

Adjusted Gross Income is parental income for dependent students and student and spouse income for others.

Source: Minnesota Higher Education Services Office

4. Institution Choice: University of Minnesota

The following table includes Minnesota State Grant Recipients in the categories highlighted		
Family Circumstances	Choice of Attendance Strategy	Choice of Institution Attended
Dependent Students	Registered for fewer than 30 credits during the fiscal year.	MnSCU 2-Year Colleges
Married with children		Minnesota Private For-Profit Institutions
Unmarried with children	Registered for at least 30 credits during the fiscal year.	MnSCU 4-Year Universities
Married with no children		University of Minnesota
Single independent students		Minnesota Private Non-Profit Institutions

Adjusted Gross Income	Number of Minnesota State Grant Recipients	Combined Federal Pell and Minnesota State Grant Awards (Million)	Minnesota State Grant Awards (Million)
Less than \$10,000	453	\$2.35	\$0.92
\$10,000 to \$19,999	425	\$2.12	\$1.01
\$20,000 to \$29,999	597	\$2.56	\$1.52
\$30,000 to \$39,999	655	\$2.42	\$1.68
\$40,000 to \$49,999	635	\$1.76	\$1.40
\$50,000 to \$59,999	554	\$1.18	\$1.00
\$60,000 to \$69,999	341	\$0.60	\$0.54
\$70,000 and Over	283	\$0.31	\$0.30
Total	3,943	\$13.32	\$8.38

Adjusted Gross Income is parental income for dependent students and student and spouse income for others.

Source: Minnesota Higher Education Services Office

5. Institution Choice: Minnesota Private Non-Profit Institutions

The following table includes Minnesota State Grant Recipients in the categories highlighted		
Family Circumstances	Choice of Attendance Strategy	Choice of Institution Attended
Dependent Students	Registered for fewer than 30 credits during the fiscal year.	MnSCU 2-Year Colleges
Married with children		Minnesota Private For-Profit Institutions
Unmarried with children	Registered for at least 30 credits during the fiscal year.	MnSCU 4-Year Universities
Married with no children		University of Minnesota
Single independent students		Minnesota Private Non-Profit Institutions

Adjusted Gross Income	Number of Minnesota State Grant Recipients	Combined Federal Pell and Minnesota State Grant Awards (Million)	Minnesota State Grant Awards (Million)
Less than \$10,000	250	\$1.15	\$0.50
\$10,000 to \$19,999	230	\$1.07	\$0.58
\$20,000 to \$29,999	354	\$1.47	\$0.92
\$30,000 to \$39,999	364	\$1.36	\$0.99
\$40,000 to \$49,999	393	\$1.08	\$0.90
\$50,000 to \$59,999	299	\$0.61	\$0.54
\$60,000 to \$69,999	216	\$0.40	\$0.38
\$70,000 and Over	189	\$0.24	\$0.22
Total	2,295	\$7.39	\$5.03

Adjusted Gross Income is parental income for dependent students and student and spouse income for others.

Source: Minnesota Higher Education Services Office

B. Attendance Strategy: Register for at Least 30 Credits in the Fiscal Year 2004

The following table and charts include Minnesota State Grant Recipients in the categories highlighted		
Family Circumstances	Choice of Attendance Strategy	Choice of Institution Attended
Dependent Students	Registered for fewer than 30 credits during the fiscal year.	MnSCU 2-Year Colleges
Married with children		Minnesota Private For-Profit Institutions
Unmarried with children	Registered for at least 30 credits during the fiscal year.	MnSCU 4-Year Universities
Married with no children		University of Minnesota
Single independent students		Minnesota Private Non-Profit Institutions

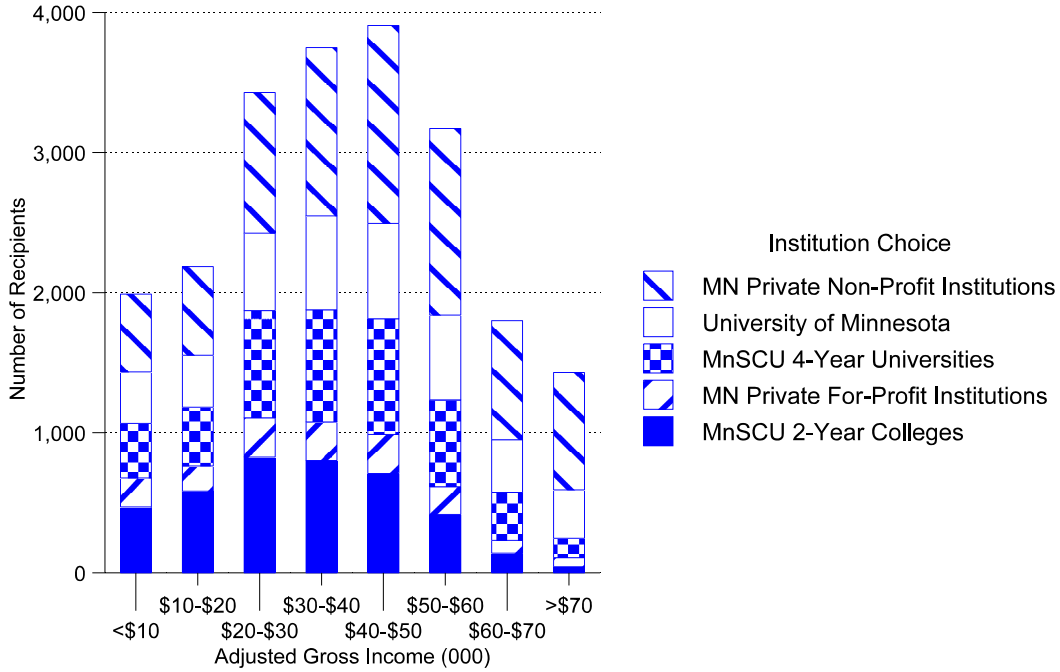
Adjusted Gross Income	Number of Minnesota State Grant Recipients	Combined Federal Pell and Minnesota State Grant Awards (Million)	Minnesota State Grant Awards (Million)
Less than \$10,000	1,989	\$12.14	\$4.92
\$10,000 to \$19,999	2,186	\$12.91	\$6.30
\$20,000 to \$29,999	3,429	\$18.21	\$10.89
\$30,000 to \$39,999	3,750	\$16.79	\$11.82
\$40,000 to \$49,999	3,907	\$13.72	\$10.98
\$50,000 to \$59,999	3,172	\$8.95	\$7.79
\$60,000 to \$69,999	1,800	\$4.27	\$3.96
\$70,000 and Over	1,430	\$2.44	\$2.35
Total	21,663	\$89.45	\$59.00

Adjusted Gross Income is parental income for dependent students and student and spouse income for others.

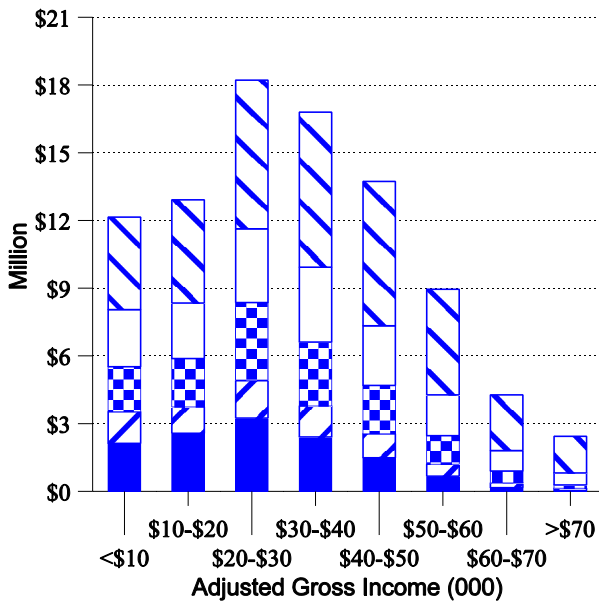
Source: Minnesota Higher Education Services Office

Minnesota State Grant Statistics: Dependent Student Recipients Registering for at Least 30 Credits, Fiscal Year 2004

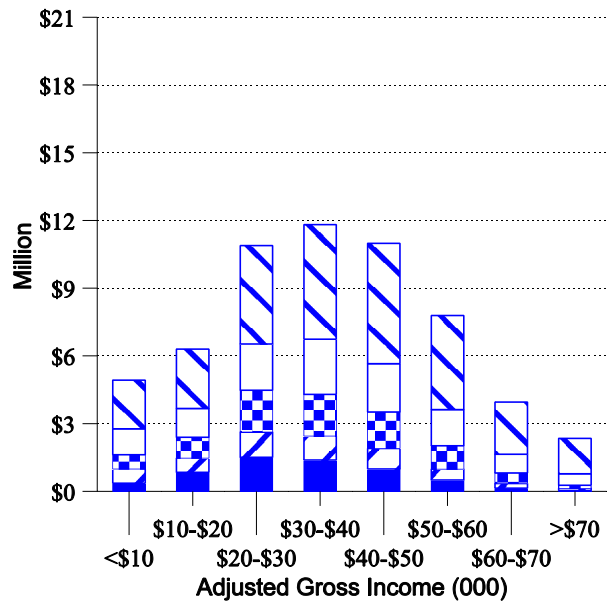
Number of Minnesota State Grant Recipients



Combined Federal Pell and Minnesota State Grant Awards



Minnesota State Grant Awards



1. Institution Choice: MnSCU Two-Year College

The following table includes Minnesota State Grant Recipients in the categories highlighted		
Family Circumstances	Choice of Attendance Strategy	Choice of Institution Attended
Dependent Students	Registered for fewer than 30 credits during the fiscal year.	MnSCU 2-Year Colleges
Married with children	Registered for at least 30 credits during the fiscal year.	Minnesota Private For-Profit Institutions
Unmarried with children		MnSCU 4-Year Universities
Married with no children		University of Minnesota
Single independent students		Minnesota Private Non-Profit Institutions

Adjusted Gross Income	Number of Minnesota State Grant Recipients	Combined Federal Pell and Minnesota State Grant Awards (Million)	Minnesota State Grant Awards (Million)
Less than \$10,000	470	\$2.13	\$0.36
\$10,000 to \$19,999	582	\$2.57	\$0.85
\$20,000 to \$29,999	827	\$3.24	\$1.51
\$30,000 to \$39,999	801	\$2.41	\$1.39
\$40,000 to \$49,999	709	\$1.48	\$0.99
\$50,000 to \$59,999	416	\$0.68	\$0.50
\$60,000 to \$69,999	140	\$0.16	\$0.14
\$70,000 and Over	43	\$0.03	\$0.03
Total	3,988	\$12.71	\$5.77

Adjusted Gross Income is parental income for dependent students and student and spouse income for others.

Source: Minnesota Higher Education Services Office

2. Institution Choice: Minnesota Private For-Profit Institutions

The following table includes Minnesota State Grant Recipients in the categories highlighted		
Family Circumstances	Choice of Attendance Strategy	Choice of Institution Attended
Dependent Students	Registered for fewer than 30 credits during the fiscal year.	MnSCU 2-Year Colleges
Married with children		Minnesota Private For-Profit Institutions
Unmarried with children	Registered for at least 30 credits during the fiscal year.	MnSCU 4-Year Universities
Married with no children		University of Minnesota
Single independent students		Minnesota Private Non-Profit Institutions

Adjusted Gross Income	Number of Minnesota State Grant Recipients	Combined Federal Pell and Minnesota State Grant Awards (Million)	Minnesota State Grant Awards (Million)
Less than \$10,000	207	\$1.40	\$0.63
\$10,000 to \$19,999	181	\$1.17	\$0.63
\$20,000 to \$29,999	280	\$1.66	\$1.12
\$30,000 to \$39,999	276	\$1.37	\$1.06
\$40,000 to \$49,999	279	\$1.06	\$0.91
\$50,000 to \$59,999	198	\$0.53	\$0.48
\$60,000 to \$69,999	91	\$0.21	\$0.20
\$70,000 and Over	65	\$0.10	\$0.10
Total	1,577	\$7.51	\$5.14

Adjusted Gross Income is parental income for dependent students and student and spouse income for others.

Source: Minnesota Higher Education Services Office

3. Institution Choice: MnSCU Four-Year Universities

The following table includes Minnesota State Grant Recipients in the categories highlighted		
Family Circumstances	Choice of Attendance Strategy	Choice of Institution Attended
Dependent Students	Registered for fewer than 30 credits during the fiscal year.	MnSCU 2-Year Colleges
Married with children		Minnesota Private For-Profit Institutions
Unmarried with children	Registered for at least 30 credits during the fiscal year.	MnSCU 4-Year Universities
Married with no children		University of Minnesota
Single independent students		Minnesota Private Non-Profit Institutions

Adjusted Gross Income	Number of Minnesota State Grant Recipients	Combined Federal Pell and Minnesota State Grant Awards (Million)	Minnesota State Grant Awards (Million)
Less than \$10,000	389	\$2.00	\$0.63
\$10,000 to \$19,999	419	\$2.14	\$0.92
\$20,000 to \$29,999	765	\$3.46	\$1.85
\$30,000 to \$39,999	801	\$2.83	\$1.84
\$40,000 to \$49,999	826	\$2.14	\$1.62
\$50,000 to \$59,999	621	\$1.26	\$1.03
\$60,000 to \$69,999	342	\$0.53	\$0.47
\$70,000 and Over	138	\$0.14	\$0.13
Total	4,301	\$14.50	\$8.50

Adjusted Gross Income is parental income for dependent students and student and spouse income for others.

Source: Minnesota Higher Education Services Office

4. Institution Choice: University of Minnesota

The following table includes Minnesota State Grant Recipients in the categories highlighted		
Family Circumstances	Choice of Attendance Strategy	Choice of Institution Attended
Dependent Students	Registered for fewer than 30 credits during the fiscal year.	MnSCU 2-Year Colleges
Married with children		Minnesota Private For-Profit Institutions
Unmarried with children	Registered for at least 30 credits during the fiscal year.	MnSCU 4-Year Universities
Married with no children		University of Minnesota
Single independent students		Minnesota Private Non-Profit Institutions

Adjusted Gross Income	Number of Minnesota State Grant Recipients	Combined Federal Pell and Minnesota State Grant Awards (Million)	Minnesota State Grant Awards (Million)
Less than \$10,000	368	\$2.52	\$1.14
\$10,000 to \$19,999	371	\$2.46	\$1.28
\$20,000 to \$29,999	552	\$3.27	\$2.05
\$30,000 to \$39,999	670	\$3.32	\$2.44
\$40,000 to \$49,999	680	\$2.64	\$2.14
\$50,000 to \$59,999	605	\$1.81	\$1.60
\$60,000 to \$69,999	377	\$0.91	\$0.83
\$70,000 and Over	345	\$0.53	\$0.51
Total	3,968	\$17.46	\$11.99

Adjusted Gross Income is parental income for dependent students and student and spouse income for others.

Source: Minnesota Higher Education Services Office

5. Institution Choice: Minnesota Private Non-Profit Institutions

The following table includes Minnesota State Grant Recipients in the categories highlighted		
Family Circumstances	Choice of Attendance Strategy	Choice of Institution Attended
Dependent Students	Registered for fewer than 30 credits during the fiscal year.	MnSCU 2-Year Colleges
Married with children		Minnesota Private For-Profit Institutions
Unmarried with children	Registered for at least 30 credits during the fiscal year.	MnSCU 4-Year Universities
Married with no children		University of Minnesota
Single independent students		Minnesota Private Non-Profit Institutions

Adjusted Gross Income	Number of Minnesota State Grant Recipients	Combined Federal Pell and Minnesota State Grant Awards (Million)	Minnesota State Grant Awards (Million)
Less than \$10,000	555	\$4.09	\$2.15
\$10,000 to \$19,999	633	\$4.57	\$2.62
\$20,000 to \$29,999	1,005	\$6.58	\$4.36
\$30,000 to \$39,999	1,202	\$6.86	\$5.08
\$40,000 to \$49,999	1,413	\$6.39	\$5.33
\$50,000 to \$59,999	1,332	\$4.68	\$4.17
\$60,000 to \$69,999	850	\$2.46	\$2.31
\$70,000 and Over	839	\$1.63	\$1.57
Total	7,829	\$37.26	\$27.60

Adjusted Gross Income is parental income for dependent students and student and spouse income for others.

Source: Minnesota Higher Education Services Office

II. Family Circumstances: Married Students with Children

The following table and charts include Minnesota State Grant Recipients in the categories highlighted		
Family Circumstances	Choice of Attendance Strategy	Choice of Institution Attended
Dependent Students	Registered for fewer than 30 credits during the fiscal year.	MnSCU 2-Year Colleges
Married with children		Minnesota Private For-Profit Institutions
Unmarried with children	Registered for at least 30 credits during the fiscal year.	MnSCU 4-Year Universities
Married with no children		University of Minnesota
Single independent students		Minnesota Private Non-Profit Institutions

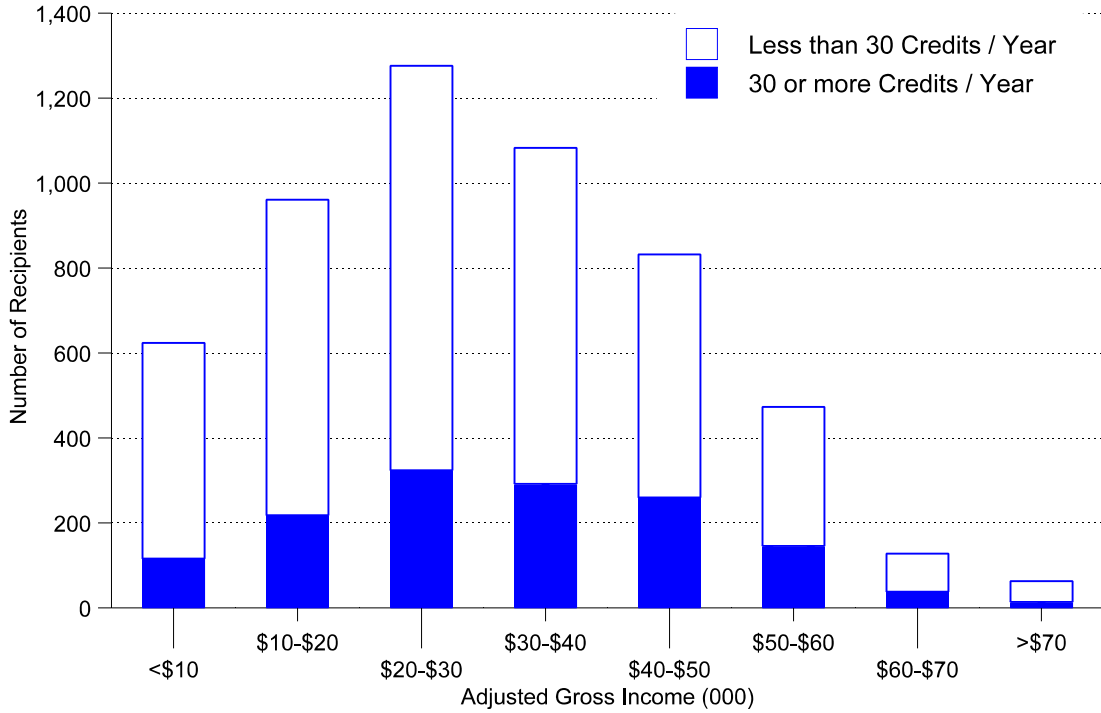
Adjusted Gross Income	Number of Minnesota State Grant Recipients	Combined Federal Pell and Minnesota State Grant Award (Million)	Minnesota State Grant Award (Million)
Less than \$10,000	624	\$2.00	\$0.43
\$10,000 to \$19,999	961	\$3.26	\$0.69
\$20,000 to \$29,999	1,276	\$4.36	\$1.05
\$30,000 to \$39,999	1,083	\$3.18	\$0.99
\$40,000 to \$49,999	832	\$1.69	\$0.85
\$50,000 to \$59,999	473	\$0.70	\$0.48
\$60,000 to \$69,999	128	\$0.14	\$0.11
\$70,000 and Over	63	\$0.07	\$0.06
Total	5,440	\$15.41	\$4.66

Adjusted Gross Income is parental income for dependent students and student and spouse income for others.

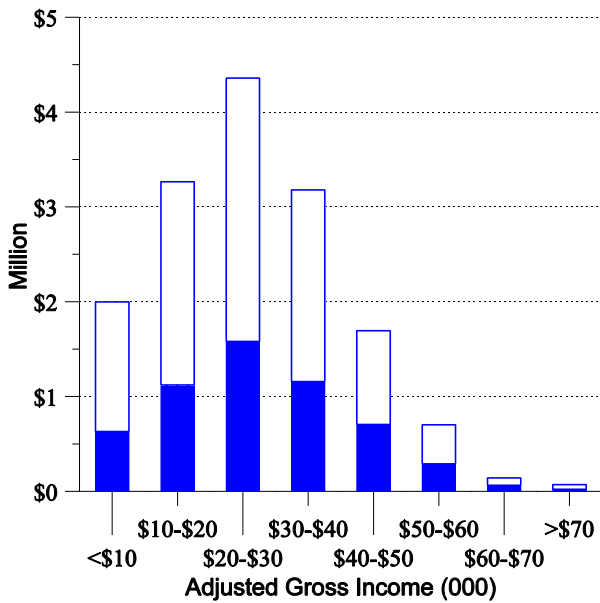
Source: Minnesota Higher Education Services Office

Minnesota State Grant Statistics: Married Students with Children , Fiscal Year 2004

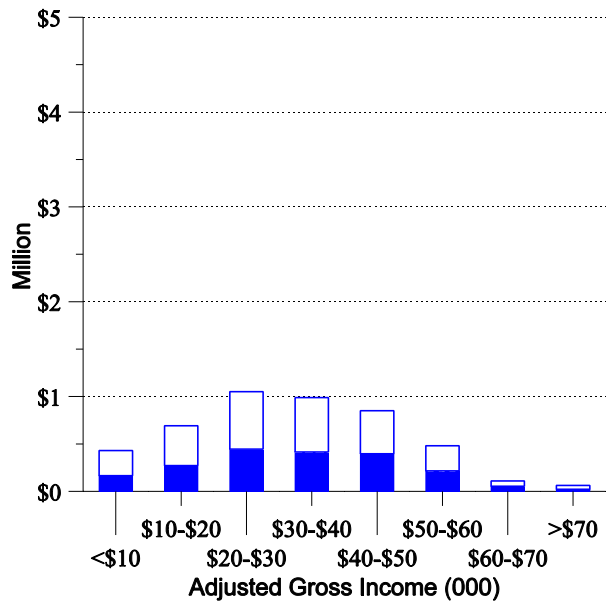
Number of Minnesota State Grant Recipients



Combined Federal Pell and Minnesota State Grant Awards



Minnesota State Grant Awards



Source: Minnesota Higher Education Services Office

A. Attendance Strategy: Register for Fewer Than 30 Credits in Fiscal Year 2004

The following table and charts include Minnesota State Grant Recipients in the categories highlighted		
Family Circumstances	Choice of Attendance Strategy	Choice of Institution Attended
Dependent Students	Registered for fewer than 30 credits during the fiscal year.	MnSCU 2-Year Colleges
Married with children		Minnesota Private For-Profit Institutions
Unmarried with children Married with no children Single independent students	Registered for at least 30 credits during the fiscal year.	MnSCU 4-Year Universities University of Minnesota Minnesota Private Non-Profit Institutions

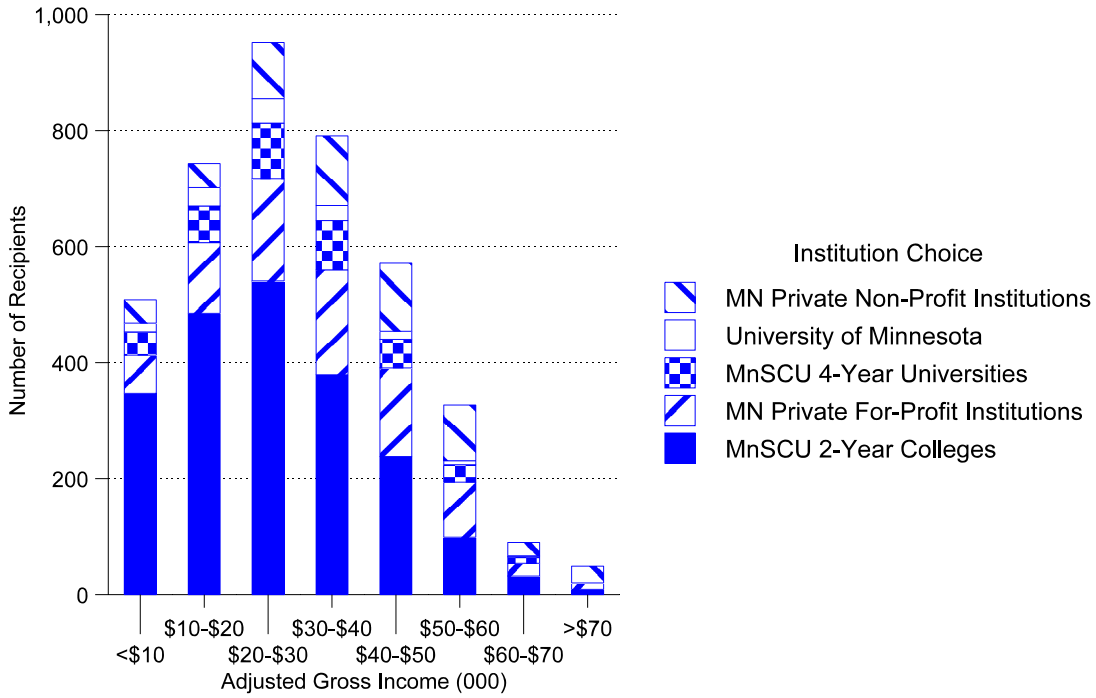
Adjusted Gross Income	Number of Minnesota State Grant Recipients	Combined Federal Pell and Minnesota State Grant Award (Million)	Minnesota State Grant Award (Million)
Less than \$10,000	508	\$1.37	\$0.27
\$10,000 to \$19,999	743	\$2.14	\$0.42
\$20,000 to \$29,999	952	\$2.78	\$0.61
\$30,000 to \$39,999	791	\$2.02	\$0.57
\$40,000 to \$49,999	572	\$0.99	\$0.45
\$50,000 to \$59,999	327	\$0.41	\$0.27
\$60,000 to \$69,999	90	\$0.08	\$0.05
\$70,000 and Over	49	\$0.05	\$0.04
Total	4,032	\$9.84	\$2.68

Adjusted Gross Income is parental income for dependent students and student and spouse income for others.

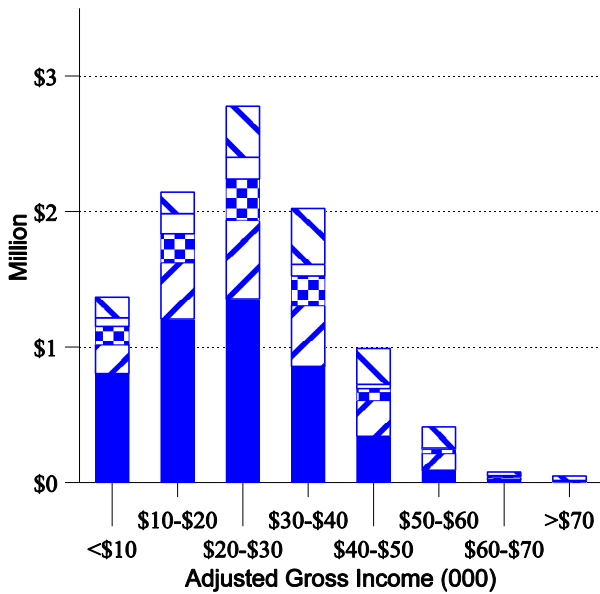
Source: Minnesota Higher Education Services Office

Minnesota State Grant Statistics: Married Students with Children Registering for Fewer Than 30 Credits, Fiscal Year 2004

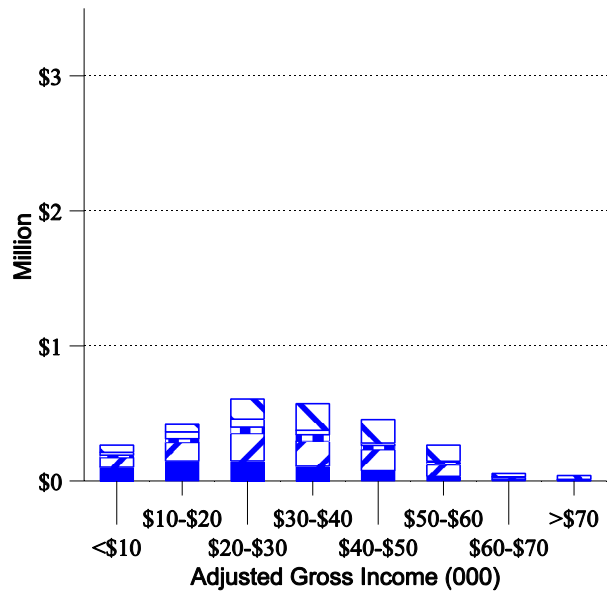
Number of Minnesota State Grant Recipients



Combined Federal Pell and Minnesota State Grant Awards



Minnesota State Grant Awards



So

Source: Minnesota Higher Education Services Office

1. Institution Choice: MnSCU Two-Year College

The following table includes Minnesota State Grant Recipients in the categories highlighted		
Family Circumstances	Choice of Attendance Strategy	Choice of Institution Attended
Dependent Students	Registered for fewer than 30 credits during the fiscal year.	MnSCU 2-Year Colleges
Married with children		Minnesota Private For-Profit Institutions
Unmarried with children	Registered for at least 30 credits during the fiscal year.	MnSCU 4-Year Universities
Married with no children		University of Minnesota
Single independent students		Minnesota Private Non-Profit Institutions

Adjusted Gross Income	Number of Minnesota State Grant Recipients	Combined Federal Pell and Minnesota State Grant Award (Million)	Minnesota State Grant Award (Million)
Less than \$10,000	347	\$0.80	\$0.10
\$10,000 to \$19,999	485	\$1.21	\$0.15
\$20,000 to \$29,999	541	\$1.35	\$0.15
\$30,000 to \$39,999	379	\$0.86	\$0.11
\$40,000 to \$49,999	238	\$0.34	\$0.08
\$50,000 to \$59,999	99	\$0.09	\$0.03
\$60,000 to \$69,999	32	\$0.02	\$0.01
\$70,000 and Over	9	\$0.00	\$0.00
Total	2,130	\$4.68	\$0.63

Adjusted Gross Income is parental income for dependent students and student and spouse income for others.

Source: Minnesota Higher Education Services Office

2. Institution Choice: Minnesota Private For-Profit Institutions

The following table includes Minnesota State Grant Recipients in the categories highlighted		
Family Circumstances	Choice of Attendance Strategy	Choice of Institution Attended
Dependent Students	Registered for fewer than 30 credits during the fiscal year.	MnSCU 2-Year Colleges
Married with children		Minnesota Private For-Profit Institutions
Unmarried with children Married with no children Single independent students	Registered for at least 30 credits during the fiscal year.	MnSCU 4-Year Universities University of Minnesota Minnesota Private Non-Profit Institutions

Adjusted Gross Income	Number of Minnesota State Grant Recipients	Combined Federal Pell and Minnesota State Grant Award (Million)	Minnesota State Grant Award (Million)
Less than \$10,000	66	\$0.21	\$0.07
\$10,000 to \$19,999	122	\$0.42	\$0.14
\$20,000 to \$29,999	176	\$0.58	\$0.20
\$30,000 to \$39,999	181	\$0.45	\$0.18
\$40,000 to \$49,999	153	\$0.27	\$0.16
\$50,000 to \$59,999	95	\$0.12	\$0.09
\$60,000 to \$69,999	22	\$0.02	\$0.01
\$70,000 and Over	11	\$0.01	\$0.01
Total	826	\$2.08	\$0.86

Adjusted Gross Income is parental income for dependent students and student and spouse income for others.

Source: Minnesota Higher Education Services Office

3. Institution Choice: MnSCU Four-Year Universities

The following table includes Minnesota State Grant Recipients in the categories highlighted		
Family Circumstances	Choice of Attendance Strategy	Choice of Institution Attended
Dependent Students	Registered for fewer than 30 credits during the fiscal year.	MnSCU 2-Year Colleges
Married with children		Minnesota Private For-Profit Institutions
Unmarried with children	Registered for at least 30 credits during the fiscal year.	MnSCU 4-Year Universities
Married with no children		University of Minnesota
Single independent students		Minnesota Private Non-Profit Institutions

Adjusted Gross Income	Number of Minnesota State Grant Recipients	Combined Federal Pell and Minnesota State Grant Award (Million)	Minnesota State Grant Award (Million)
Less than \$10,000	40	\$0.13	\$0.02
\$10,000 to \$19,999	63	\$0.21	\$0.03
\$20,000 to \$29,999	96	\$0.30	\$0.05
\$30,000 to \$39,999	85	\$0.22	\$0.05
\$40,000 to \$49,999	49	\$0.09	\$0.03
\$50,000 to \$59,999	30	\$0.03	\$0.02
\$60,000 to \$69,999	11	\$0.01	\$0.01
\$70,000 and Over	0	\$0.00	\$0.00
Total	374	\$1.00	\$0.19

Adjusted Gross Income is parental income for dependent students and student and spouse income for others.

Source: Minnesota Higher Education Services Office

4. Institution Choice: University of Minnesota

The following table includes Minnesota State Grant Recipients in the categories highlighted		
Family Circumstances	Choice of Attendance Strategy	Choice of Institution Attended
Dependent Students	Registered for fewer than 30 credits during the fiscal year.	MnSCU 2-Year Colleges
Married with children		Minnesota Private For-Profit Institutions
Unmarried with children	Registered for at least 30 credits during the fiscal year.	MnSCU 4-Year Universities
Married with no children		University of Minnesota
Single independent students		Minnesota Private Non-Profit Institutions

Adjusted Gross Income	Number of Minnesota State Grant Recipients	Combined Federal Pell and Minnesota State Grant Award (Million)	Minnesota State Grant Award (Million)
Less than \$10,000	15	\$0.06	\$0.02
\$10,000 to \$19,999	32	\$0.15	\$0.05
\$20,000 to \$29,999	42	\$0.16	\$0.06
\$30,000 to \$39,999	26	\$0.09	\$0.03
\$40,000 to \$49,999	14	\$0.03	\$0.02
\$50,000 to \$59,999	7	\$0.01	\$0.01
\$60,000 to \$69,999	2	\$0.00	\$0.00
\$70,000 and Over	0	\$0.00	\$0.00
Total	138	\$0.50	\$0.19

Adjusted Gross Income is parental income for dependent students and student and spouse income for others.

Source: Minnesota Higher Education Services Office

5. Institution Choice: Minnesota Private Non-Profit Institutions

The following table includes Minnesota State Grant Recipients in the categories highlighted		
Family Circumstances	Choice of Attendance Strategy	Choice of Institution Attended
Dependent Students	Registered for fewer than 30 credits during the fiscal year.	MnSCU 2-Year Colleges
Married with children		Minnesota Private For-Profit Institutions
Unmarried with children	Registered for at least 30 credits during the fiscal year.	MnSCU 4-Year Universities
Married with no children		University of Minnesota
Single independent students		Minnesota Private Non-Profit Institutions

Adjusted Gross Income	Number of Minnesota State Grant Recipients	Combined Federal Pell and Minnesota State Grant Award (Million)	Minnesota State Grant Award (Million)
Less than \$10,000	40	\$0.15	\$0.05
\$10,000 to \$19,999	41	\$0.16	\$0.06
\$20,000 to \$29,999	97	\$0.38	\$0.15
\$30,000 to \$39,999	120	\$0.41	\$0.20
\$40,000 to \$49,999	118	\$0.26	\$0.17
\$50,000 to \$59,999	96	\$0.16	\$0.12
\$60,000 to \$69,999	23	\$0.03	\$0.02
\$70,000 and Over	29	\$0.03	\$0.03
Total	564	\$1.58	\$0.80

Adjusted Gross Income is parental income for dependent students and student and spouse income for others.

Source: Minnesota Higher Education Services Office

B. Attendance Strategy: Register for at Least 30 Credits in the Fiscal Year 2004

The following table and charts include Minnesota State Grant Recipients in the categories highlighted		
Family Circumstances	Choice of Attendance Strategy	Choice of Institution Attended
Dependent Students	Registered for fewer than 30 credits during the fiscal year.	MnSCU 2-Year Colleges
Married with children		Minnesota Private For-Profit Institutions
Unmarried with children	Registered for at least 30 credits during the fiscal year.	MnSCU 4-Year Universities
Married with no children		University of Minnesota
Single independent students		Minnesota Private Non-Profit Institutions

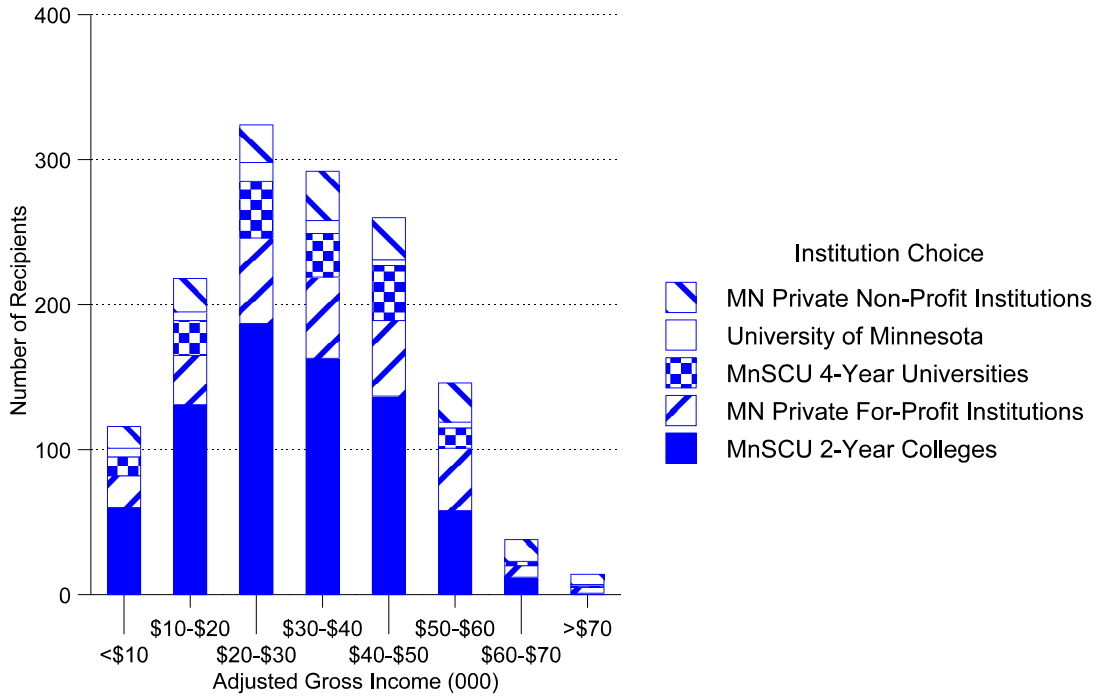
Adjusted Gross Income	Number of Minnesota State Grant Recipients	Combined Federal Pell and Minnesota State Grant Awards (Million)	Minnesota State Grant Awards (Million)
Less than \$10,000	116	\$0.63	\$0.17
\$10,000 to \$19,999	218	\$1.12	\$0.27
\$20,000 to \$29,999	324	\$1.58	\$0.44
\$30,000 to \$39,999	292	\$1.16	\$0.42
\$40,000 to \$49,999	260	\$0.71	\$0.40
\$50,000 to \$59,999	146	\$0.29	\$0.22
\$60,000 to \$69,999	38	\$0.06	\$0.05
\$70,000 and Over	14	\$0.02	\$0.02
Total	1,408	\$5.57	\$1.98

Adjusted Gross Income is parental income for dependent students and student and spouse income for others.

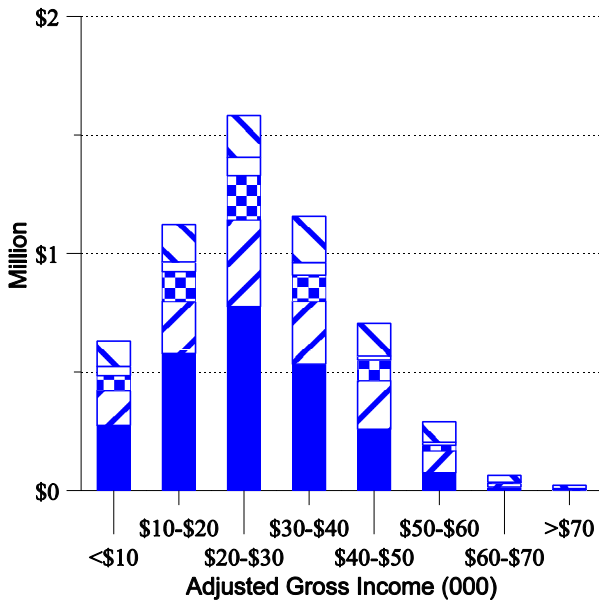
Source: Minnesota Higher Education Services Office

Minnesota State Grant Statistics: Married Students with Children Registering for at Least 30 Credits, Fiscal Year 2004

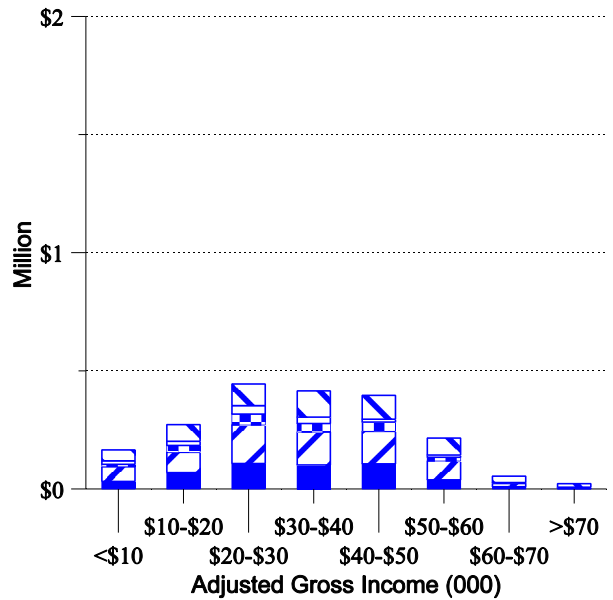
Number of Minnesota State Grant Recipients



Combined Federal Pell and Minnesota State Grant Awards



Minnesota State Grant Awards



Source: Minnesota Higher Education Services Office

1. Institution Choice: MnSCU Two-Year College

The following table includes Minnesota State Grant Recipients in the categories highlighted		
Family Circumstances	Choice of Attendance Strategy	Choice of Institution Attended
Dependent Students	Registered for fewer than 30 credits during the fiscal year.	MnSCU 2-Year Colleges
Married with children		Minnesota Private For-Profit Institutions
Unmarried with children	Registered for at least 30 credits during the fiscal year.	MnSCU 4-Year Universities
Married with no children		University of Minnesota
Single independent students		Minnesota Private Non-Profit Institutions

Adjusted Gross Income	Number of Minnesota State Grant Recipients	Combined Federal Pell and Minnesota State Grant Awards (Million)	Minnesota State Grant Awards (Million)
Less than \$10,000	60	\$0.27	\$0.03
\$10,000 to \$19,999	131	\$0.58	\$0.07
\$20,000 to \$29,999	187	\$0.78	\$0.11
\$30,000 to \$39,999	163	\$0.53	\$0.10
\$40,000 to \$49,999	137	\$0.26	\$0.11
\$50,000 to \$59,999	58	\$0.07	\$0.04
\$60,000 to \$69,999	12	\$0.01	\$0.01
\$70,000 and Over	1	\$0.00	\$0.00
Total	749	\$2.51	\$0.46

Adjusted Gross Income is parental income for dependent students and student and spouse income for others.

Source: Minnesota Higher Education Services Office

2. Institution Choice: Minnesota Private For-Profit Institutions

The following table includes Minnesota State Grant Recipients in the categories highlighted		
Family Circumstances	Choice of Attendance Strategy	Choice of Institution Attended
Dependent Students	Registered for fewer than 30 credits during the fiscal year.	MnSCU 2-Year Colleges
Married with children		Minnesota Private For-Profit Institutions
Unmarried with children	Registered for at least 30 credits during the fiscal year.	MnSCU 4-Year Universities
Married with no children		University of Minnesota
Single independent students		Minnesota Private Non-Profit Institutions

Adjusted Gross Income	Number of Minnesota State Grant Recipients	Combined Federal Pell and Minnesota State Grant Awards (Million)	Minnesota State Grant Awards (Million)
Less than \$10,000	22	\$0.15	\$0.06
\$10,000 to \$19,999	34	\$0.22	\$0.09
\$20,000 to \$29,999	59	\$0.37	\$0.16
\$30,000 to \$39,999	56	\$0.27	\$0.14
\$40,000 to \$49,999	52	\$0.21	\$0.14
\$50,000 to \$59,999	43	\$0.09	\$0.08
\$60,000 to \$69,999	8	\$0.02	\$0.01
\$70,000 and Over	4	\$0.01	\$0.01
Total	278	\$1.32	\$0.69

Adjusted Gross Income is parental income for dependent students and student and spouse income for others.

Source: Minnesota Higher Education Services Office

3. Institution Choice: MnSCU Four-Year Universities

The following table includes Minnesota State Grant Recipients in the categories highlighted		
Family Circumstances	Choice of Attendance Strategy	Choice of Institution Attended
Dependent Students	Registered for fewer than 30 credits during the fiscal year.	MnSCU 2-Year Colleges
Married with children		Minnesota Private For-Profit Institutions
Unmarried with children	Registered for at least 30 credits during the fiscal year.	MnSCU 4-Year Universities
Married with no children		University of Minnesota
Single independent students		Minnesota Private Non-Profit Institutions

Adjusted Gross Income	Number of Minnesota State Grant Recipients	Combined Federal Pell and Minnesota State Grant Awards (Million)	Minnesota State Grant Awards (Million)
Less than \$10,000	13	\$0.06	\$0.01
\$10,000 to \$19,999	24	\$0.13	\$0.03
\$20,000 to \$29,999	39	\$0.19	\$0.05
\$30,000 to \$39,999	30	\$0.11	\$0.04
\$40,000 to \$49,999	38	\$0.09	\$0.04
\$50,000 to \$59,999	14	\$0.02	\$0.02
\$60,000 to \$69,999	3	\$0.01	\$0.00
\$70,000 and Over	1	\$0.00	\$0.00
Total	162	\$0.60	\$0.18

Adjusted Gross Income is parental income for dependent students and student and spouse income for others.

Source: Minnesota Higher Education Services Office

4. Institution Choice: University of Minnesota

The following table includes Minnesota State Grant Recipients in the categories highlighted		
Family Circumstances	Choice of Attendance Strategy	Choice of Institution Attended
Dependent Students	Registered for fewer than 30 credits during the fiscal year.	MnSCU 2-Year Colleges
Married with children		Minnesota Private For-Profit Institutions
Unmarried with children	Registered for at least 30 credits during the fiscal year.	MnSCU 4-Year Universities
Married with no children		University of Minnesota
Single independent students		Minnesota Private Non-Profit Institutions

Adjusted Gross Income	Number of Minnesota State Grant Recipients	Combined Federal Pell and Minnesota State Grant Awards (Million)	Minnesota State Grant Awards (Million)
Less than \$10,000	6	\$0.04	\$0.01
\$10,000 to \$19,999	6	\$0.04	\$0.02
\$20,000 to \$29,999	13	\$0.08	\$0.04
\$30,000 to \$39,999	9	\$0.05	\$0.03
\$40,000 to \$49,999	4	\$0.02	\$0.01
\$50,000 to \$59,999	4	\$0.01	\$0.01
\$60,000 to \$69,999	0	\$0.00	\$0.00
\$70,000 and Over	1	\$0.00	\$0.00
Total	43	\$0.24	\$0.12

Adjusted Gross Income is parental income for dependent students and student and spouse income for others.

Source: Minnesota Higher Education Services Office

5. Institution Choice: Minnesota Private Non-Profit Institutions

The following table includes Minnesota State Grant Recipients in the categories highlighted		
Family Circumstances	Choice of Attendance Strategy	Choice of Institution Attended
Dependent Students	Registered for fewer than 30 credits during the fiscal year.	MnSCU 2-Year Colleges
Married with children		Minnesota Private For-Profit Institutions
Unmarried with children	Registered for at least 30 credits during the fiscal year.	MnSCU 4-Year Universities
Married with no children		University of Minnesota
Single independent students		Minnesota Private Non-Profit Institutions

Adjusted Gross Income	Number of Minnesota State Grant Recipients	Combined Federal Pell and Minnesota State Grant Awards (Million)	Minnesota State Grant Awards (Million)
Less than \$10,000	15	\$0.11	\$0.05
\$10,000 to \$19,999	23	\$0.16	\$0.07
\$20,000 to \$29,999	26	\$0.18	\$0.09
\$30,000 to \$39,999	34	\$0.20	\$0.11
\$40,000 to \$49,999	29	\$0.14	\$0.10
\$50,000 to \$59,999	27	\$0.09	\$0.07
\$60,000 to \$69,999	15	\$0.03	\$0.03
\$70,000 and Over	7	\$0.01	\$0.01
Total	176	\$0.90	\$0.53

Adjusted Gross Income is parental income for dependent students and student and spouse income for others.

Source: Minnesota Higher Education Services Office

III. Family Circumstances: Unmarried Students with Children

The following table and chart include Minnesota State Grant Recipients in the categories highlighted		
Family Circumstances	Choice of Attendance Strategy	Choice of Institution Attended
Dependent Students Married with children	Registered for fewer than 30 credits during the fiscal year.	MnSCU 2-Year Colleges Minnesota Private For-Profit Institutions MnSCU 4-Year Universities University of Minnesota Minnesota Private Non-Profit Institutions
Unmarried with children		
Married with no children Single independent students	Registered for at least 30 credits during the fiscal year.	

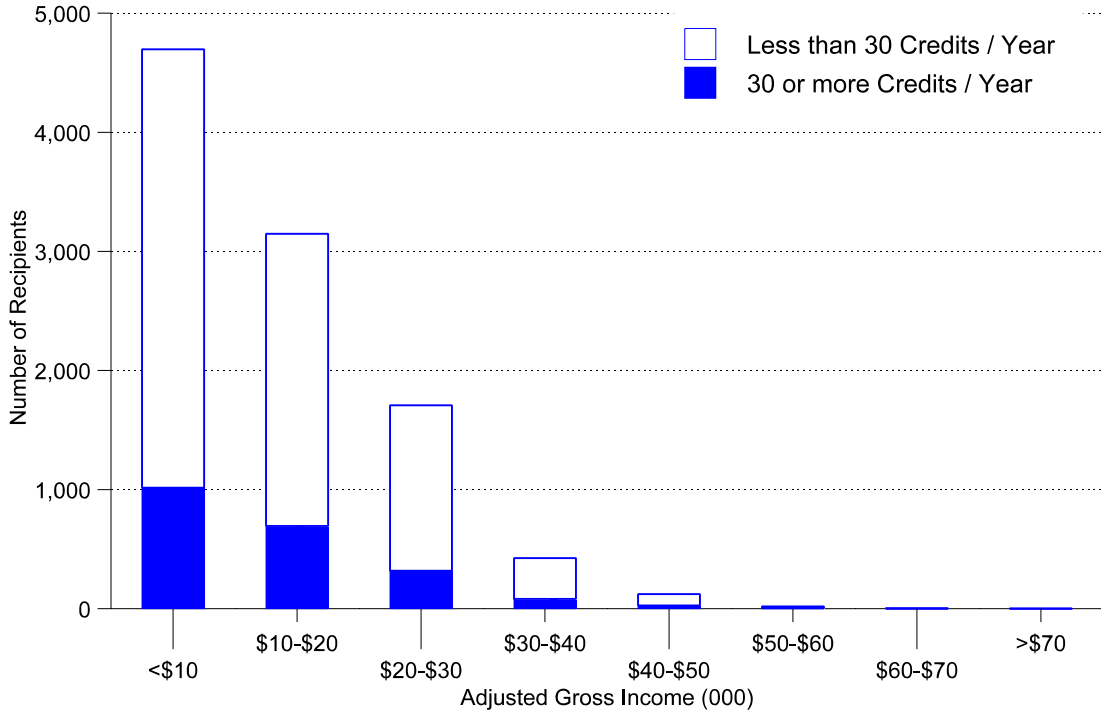
Adjusted Gross Income	Number of Minnesota State Grant Recipients	Combined Federal Pell and Minnesota State Grant Awards (Million)	Minnesota State Grant Awards (Million)
Less than \$10,000	4,696	\$17.01	\$3.70
\$10,000 to \$19,999	3,148	\$11.33	\$2.51
\$20,000 to \$29,999	1,707	\$5.37	\$1.50
\$30,000 to \$39,999	425	\$1.11	\$0.46
\$40,000 to \$49,999	122	\$0.20	\$0.13
\$50,000 to \$59,999	19	\$0.03	\$0.02
\$60,000 to \$69,999	4	\$0.01	\$0.01
\$70,000 and Over	2	\$0.01	\$0.00
Total	10,123	\$35.09	\$8.33

Adjusted Gross Income is parental income for dependent students and student and spouse income for others.

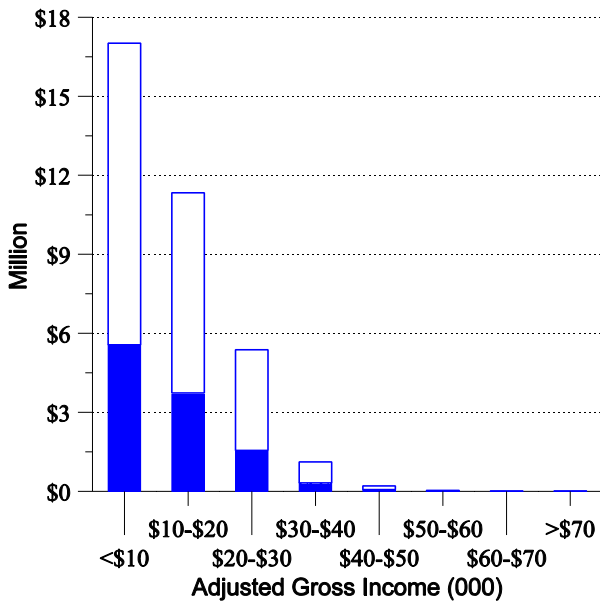
Source: Minnesota Higher Education Services Office

Minnesota State Grant Statistics: Unmarried Students with Children , Fiscal Year 2004

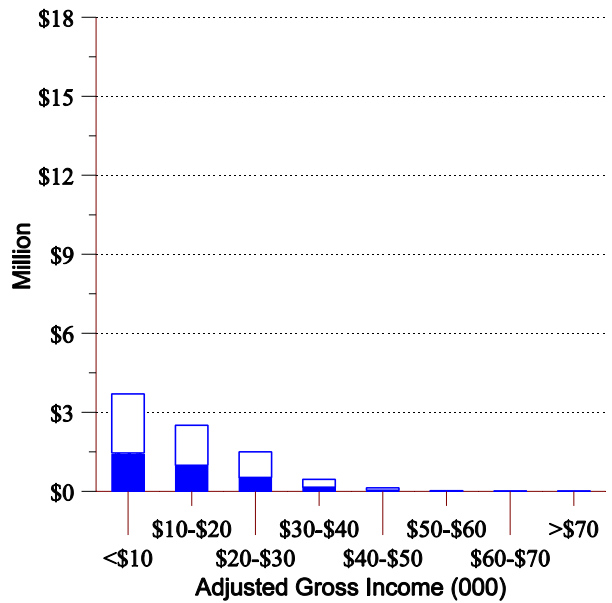
Number of Minnesota State Grant Recipients



Combined Federal Pell and Minnesota State Grant Awards



Minnesota State Grant Awards



Source: Minnesota Higher Education Services Office

A. Attendance Strategy: Register for Fewer Than 30 Credits in Fiscal Year 2004

The following table includes Minnesota State Grant Recipients in the categories highlighted		
Family Circumstances	Choice of Attendance Strategy	Choice of Institution Attended
Dependent Students Married with children	Registered for fewer than 30 credits during the fiscal year.	MnSCU 2-Year Colleges Minnesota Private For-Profit Institutions
Unmarried with children Married with no children Single independent students	Registered for at least 30 credits during the fiscal year.	MnSCU 4-Year Universities University of Minnesota Minnesota Private Non-Profit Institutions

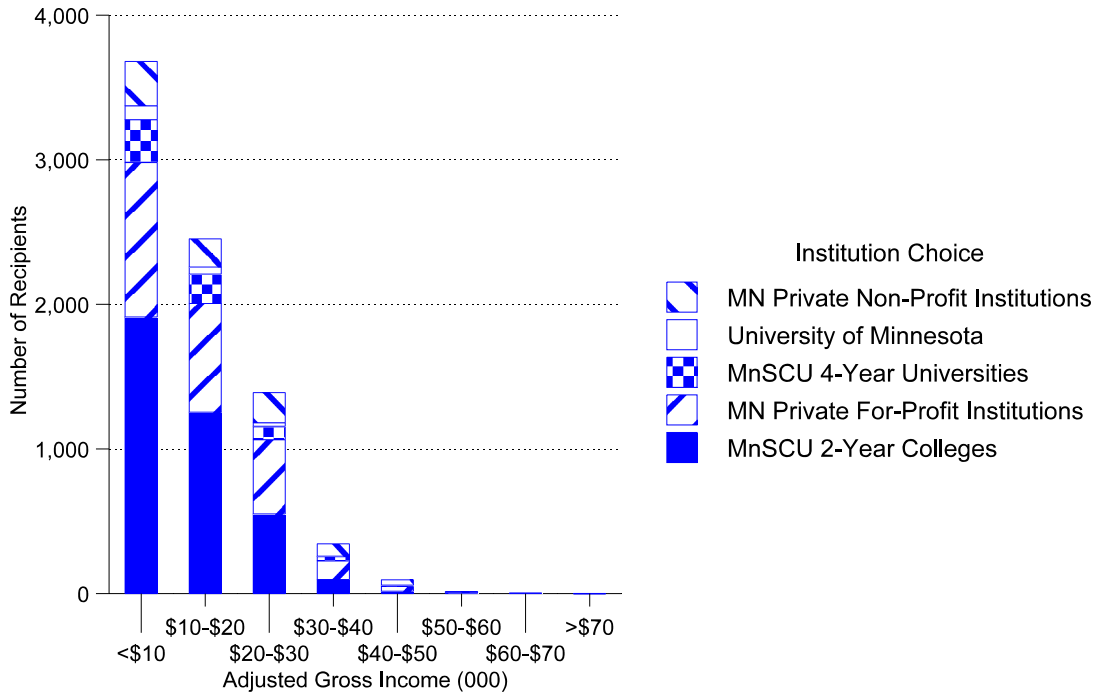
Adjusted Gross Income	Number of Minnesota State Grant Recipients	Combined Federal Pell and Minnesota State Grant Awards (Million)	Minnesota State Grant Awards (Million)
Less than \$10,000	3,680	\$11.45	\$2.24
\$10,000 to \$19,999	2,453	\$7.60	\$1.52
\$20,000 to \$29,999	1,389	\$3.82	\$0.97
\$30,000 to \$39,999	344	\$0.79	\$0.30
\$40,000 to \$49,999	95	\$0.14	\$0.09
\$50,000 to \$59,999	14	\$0.03	\$0.02
\$60,000 to \$69,999	3	\$0.00	\$0.00
\$70,000 and Over	1	\$0.00	\$0.00
Total	7,979	\$23.82	\$5.14

Adjusted Gross Income is parental income for dependent students and student and spouse income for others.

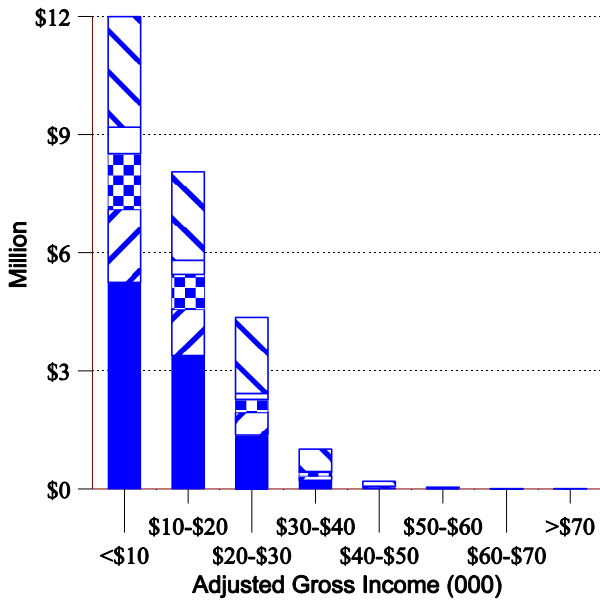
Source: Minnesota Higher Education Services Office

Minnesota State Grant Statistics: Unmarried Students with Children Registering for Fewer Than 30 Credits, Fiscal Year 2004

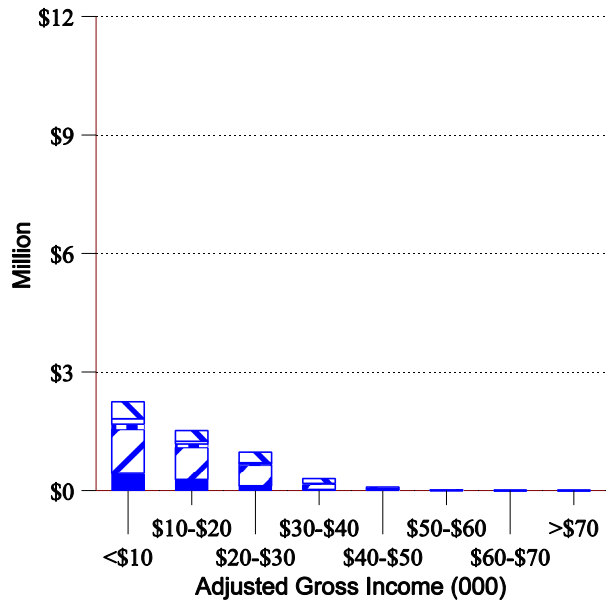
Number of Minnesota State Grant Recipients



Combined Federal Pell and Minnesota State Grant Awards



Minnesota State Grant Awards



1. Institution Choice: MnSCU Two-Year College

The following table includes Minnesota State Grant Recipients in the categories highlighted		
Family Circumstances	Choice of Attendance Strategy	Choice of Institution Attended
Dependent Students	Registered for fewer than 30 credits during the fiscal year.	MnSCU 2-Year Colleges
Married with children		Minnesota Private For-Profit Institutions
Unmarried with children	Registered for at least 30 credits during the fiscal year.	MnSCU 4-Year Universities
Married with no children		University of Minnesota
Single independent students		Minnesota Private Non-Profit Institutions

Adjusted Gross Income	Number of Minnesota State Grant Recipients	Combined Federal Pell and Minnesota State Grant Awards (Million)	Minnesota State Grant Awards (Million)
Less than \$10,000	1,913	\$5.38	\$0.44
\$10,000 to \$19,999	1,254	\$3.48	\$0.28
\$20,000 to \$29,999	551	\$1.33	\$0.12
\$30,000 to \$39,999	97	\$0.18	\$0.03
\$40,000 to \$49,999	16	\$0.02	\$0.01
\$50,000 to \$59,999	4	\$0.01	\$0.00
\$60,000 to \$69,999	1	\$0.00	\$0.00
\$70,000 and Over	0	\$0.00	\$0.00
Total	3,836	\$10.40	\$0.88

Adjusted Gross Income is parental income for dependent students and student and spouse income for others.

Source: Minnesota Higher Education Services Office

2. Institution Choice: Minnesota Private For-Profit Institutions

The following table includes Minnesota State Grant Recipients in the categories highlighted		
Family Circumstances	Choice of Attendance Strategy	Choice of Institution Attended
Dependent Students	Registered for fewer than 30 credits during the fiscal year.	MnSCU 2-Year Colleges
Married with children		Minnesota Private For-Profit Institutions
Unmarried with children	Registered for at least 30 credits during the fiscal year.	MnSCU 4-Year Universities
Married with no children		University of Minnesota
Single independent students		Minnesota Private Non-Profit Institutions

Adjusted Gross Income	Number of Minnesota State Grant Recipients	Combined Federal Pell and Minnesota State Grant Awards (Million)	Minnesota State Grant Awards (Million)
Less than \$10,000	1,068	\$3.44	\$1.10
\$10,000 to \$19,999	752	\$2.49	\$0.80
\$20,000 to \$29,999	513	\$1.45	\$0.52
\$30,000 to \$39,999	129	\$0.30	\$0.13
\$40,000 to \$49,999	33	\$0.05	\$0.03
\$50,000 to \$59,999	2	\$0.00	\$0.00
\$60,000 to \$69,999	0	\$0.00	\$0.00
\$70,000 and Over	0	\$0.00	\$0.00
Total	2,497	\$7.73	\$2.59

Adjusted Gross Income is parental income for dependent students and student and spouse income for others.

Source: Minnesota Higher Education Services Office

3. Institution Choice: MnSCU Four-Year Universities

The following table includes Minnesota State Grant Recipients in the categories highlighted		
Family Circumstances	Choice of Attendance Strategy	Choice of Institution Attended
Dependent Students	Registered for fewer than 30 credits during the fiscal year.	MnSCU 2-Year Colleges
Married with children		Minnesota Private For-Profit Institutions
Unmarried with children	Registered for at least 30 credits during the fiscal year.	MnSCU 4-Year Universities
Married with no children		University of Minnesota
Single independent students		Minnesota Private Non-Profit Institutions

Adjusted Gross Income	Number of Minnesota State Grant Recipients	Combined Federal Pell and Minnesota State Grant Awards (Million)	Minnesota State Grant Awards (Million)
Less than \$10,000	297	\$1.01	\$0.13
\$10,000 to \$19,999	203	\$0.66	\$0.09
\$20,000 to \$29,999	93	\$0.24	\$0.03
\$30,000 to \$39,999	30	\$0.07	\$0.01
\$40,000 to \$49,999	9	\$0.01	\$0.00
\$50,000 to \$59,999	0	\$0.00	\$0.00
\$60,000 to \$69,999	0	\$0.00	\$0.00
\$70,000 and Over	0	\$0.00	\$0.00
Total	632	\$1.99	\$0.27

Adjusted Gross Income is parental income for dependent students and student and spouse income for others.

Source: Minnesota Higher Education Services Office

4. Institution Choice: University of Minnesota

The following table includes Minnesota State Grant Recipients in the categories highlighted		
Family Circumstances	Choice of Attendance Strategy	Choice of Institution Attended
Dependent Students	Registered for fewer than 30 credits during the fiscal year.	MnSCU 2-Year Colleges
Married with children		Minnesota Private For-Profit Institutions
Unmarried with children	Registered for at least 30 credits during the fiscal year.	MnSCU 4-Year Universities
Married with no children		University of Minnesota
Single independent students		Minnesota Private Non-Profit Institutions

Adjusted Gross Income	Number of Minnesota State Grant Recipients	Combined Federal Pell and Minnesota State Grant Awards (Million)	Minnesota State Grant Awards (Million)
Less than \$10,000	95	\$0.40	\$0.14
\$10,000 to \$19,999	49	\$0.21	\$0.07
\$20,000 to \$29,999	25	\$0.08	\$0.03
\$30,000 to \$39,999	3	\$0.01	\$0.00
\$40,000 to \$49,999	0	\$0.00	\$0.00
\$50,000 to \$59,999	0	\$0.00	\$0.00
\$60,000 to \$69,999	0	\$0.00	\$0.00
\$70,000 and Over	0	\$0.00	\$0.00
Total	172	\$0.70	\$0.24

Adjusted Gross Income is parental income for dependent students and student and spouse income for others.

Source: Minnesota Higher Education Services Office

5. Institution Choice: Minnesota Private Non-Profit Institutions

The following table includes Minnesota State Grant Recipients in the categories highlighted		
Family Circumstances	Choice of Attendance Strategy	Choice of Institution Attended
Dependent Students	Registered for fewer than 30 credits during the fiscal year.	MnSCU 2-Year Colleges
Married with children		Minnesota Private For-Profit Institutions
Unmarried with children	Registered for at least 30 credits during the fiscal year.	MnSCU 4-Year Universities
Married with no children		University of Minnesota
Single independent students		Minnesota Private Non-Profit Institutions

Adjusted Gross Income	Number of Minnesota State Grant Recipients	Combined Federal Pell and Minnesota State Grant Awards (Million)	Minnesota State Grant Awards (Million)
Less than \$10,000	307	\$1.22	\$0.43
\$10,000 to \$19,999	195	\$0.76	\$0.27
\$20,000 to \$29,999	207	\$0.71	\$0.27
\$30,000 to \$39,999	85	\$0.23	\$0.12
\$40,000 to \$49,999	37	\$0.06	\$0.05
\$50,000 to \$59,999	8	\$0.02	\$0.01
\$60,000 to \$69,999	2	\$0.00	\$0.00
\$70,000 and Over	1	\$0.00	\$0.00
Total	842	\$3.01	\$1.15

Adjusted Gross Income is parental income for dependent students and student and spouse income for others.

Source: Minnesota Higher Education Services Office

B. Attendance Strategy: Register for at Least 30 Credits in the Fiscal Year 2004

The following table includes Minnesota State Grant Recipients in the categories highlighted		
Family Circumstances	Choice of Attendance Strategy	Choice of Institution Attended
Dependent Students Married with children	Registered for fewer than 30 credits during the fiscal year.	MnSCU 2-Year Colleges Minnesota Private For-Profit Institutions
Unmarried with children	Registered for at least 30 credits during the fiscal year.	MnSCU 4-Year Universities University of Minnesota
Married with no children		
Single independent students		Minnesota Private Non-Profit Institutions

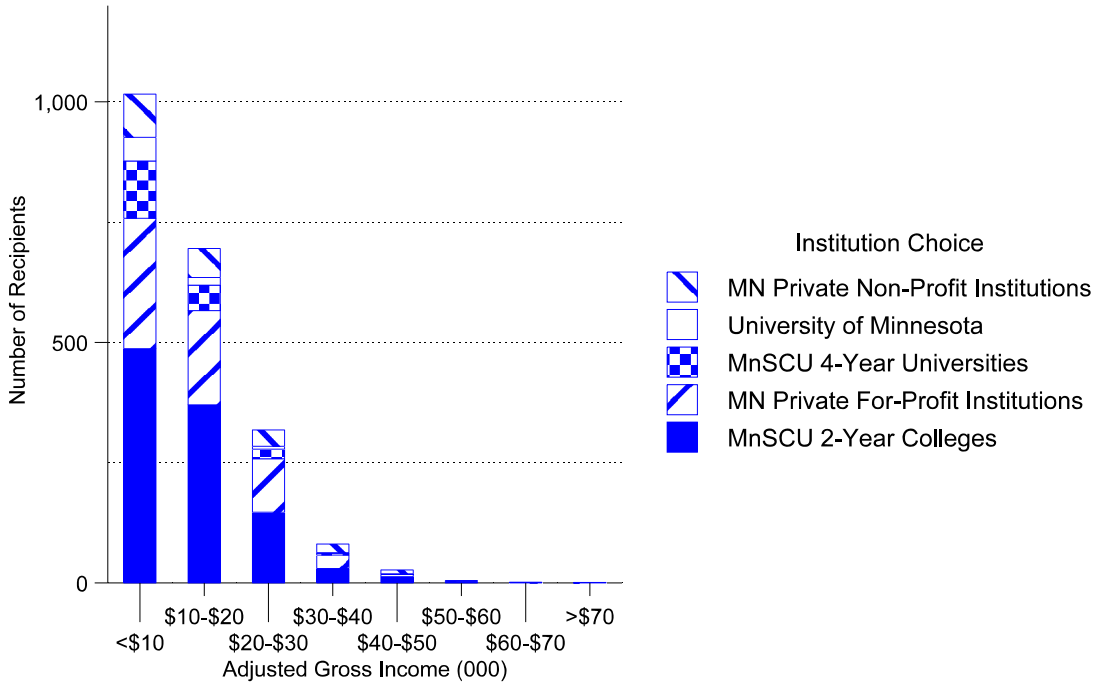
Adjusted Gross Income	Number of Minnesota State Grant Recipients	Combined Federal Pell and Minnesota State Grant Awards (Million)	Minnesota State Grant Awards (Million)
Less than \$10,000	1,016	\$5.57	\$1.46
\$10,000 to \$19,999	695	\$3.74	\$0.99
\$20,000 to \$29,999	318	\$1.56	\$0.53
\$30,000 to \$39,999	81	\$0.32	\$0.16
\$40,000 to \$49,999	27	\$0.07	\$0.04
\$50,000 to \$59,999	5	\$0.01	\$0.01
\$60,000 to \$69,999	1	\$0.01	\$0.00
\$70,000 and Over	1	\$0.00	\$0.00
Total	2,144	\$11.26	\$3.19

Adjusted Gross Income is parental income for dependent students and student and spouse income for others.

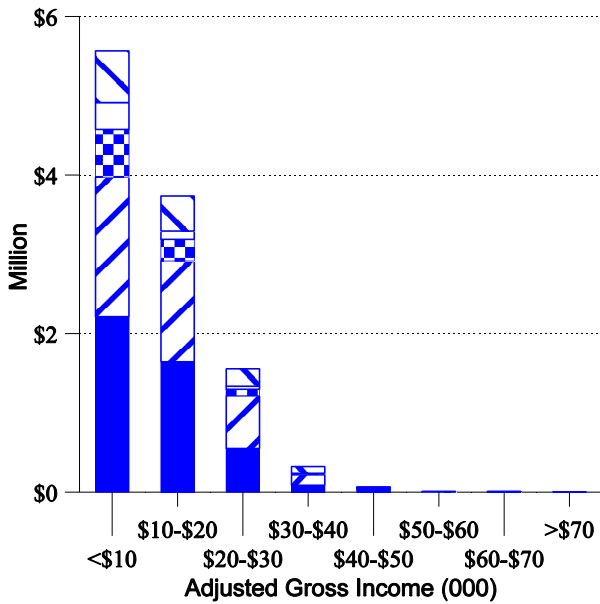
Source: Minnesota Higher Education Services Office

Minnesota State Grant Statistics: Unmarried Students with Children Registering for at Least 30 Credits, Fiscal Year 2004

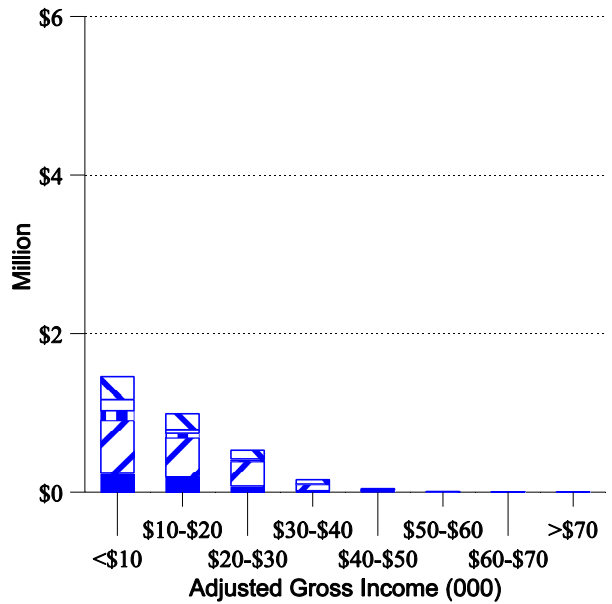
Number of Minnesota State Grant Recipients



Combined Federal Pell and Minnesota State Grant Awards



Minnesota State Grant Awards



Source: Minnesota Higher Education Services Office

1. Institution Choice: MnSCU Two-Year College

The following table includes Minnesota State Grant Recipients in the categories highlighted		
Family Circumstances	Choice of Attendance Strategy	Choice of Institution Attended
Dependent Students	Registered for fewer than 30 credits during the fiscal year.	MnSCU 2-Year Colleges
Married with children		Minnesota Private For-Profit Institutions
Unmarried with children	Registered for at least 30 credits during the fiscal year.	MnSCU 4-Year Universities
Married with no children		University of Minnesota
Single independent students		Minnesota Private Non-Profit Institutions

Adjusted Gross Income	Number of Minnesota State Grant Recipients	Combined Federal Pell and Minnesota State Grant Awards (Million)	Minnesota State Grant Awards (Million)
Less than \$10,000	487	\$2.21	\$0.24
\$10,000 to \$19,999	370	\$1.64	\$0.19
\$20,000 to \$29,999	147	\$0.55	\$0.08
\$30,000 to \$39,999	30	\$0.09	\$0.02
\$40,000 to \$49,999	13	\$0.02	\$0.01
\$50,000 to \$59,999	3	\$0.00	\$0.00
\$60,000 to \$69,999	0	\$0.00	\$0.00
\$70,000 and Over	0	\$0.00	\$0.00
Total	1,050	\$4.52	\$0.54

Adjusted Gross Income is parental income for dependent students and student and spouse income for others.

Source: Minnesota Higher Education Services Office

2. Institution Choice: Minnesota Private For-Profit Institutions

The following table includes Minnesota State Grant Recipients in the categories highlighted		
Family Circumstances	Choice of Attendance Strategy	Choice of Institution Attended
Dependent Students	Registered for fewer than 30 credits during the fiscal year.	MnSCU 2-Year Colleges
Married with children		Minnesota Private For-Profit Institutions
Unmarried with children	Registered for at least 30 credits during the fiscal year.	MnSCU 4-Year Universities
Married with no children		University of Minnesota
Single independent students		Minnesota Private Non-Profit Institutions

Adjusted Gross Income	Number of Minnesota State Grant Recipients	Combined Federal Pell and Minnesota State Grant Awards (Million)	Minnesota State Grant Awards (Million)
Less than \$10,000	271	\$1.76	\$0.66
\$10,000 to \$19,999	196	\$1.27	\$0.49
\$20,000 to \$29,999	111	\$0.66	\$0.31
\$30,000 to \$39,999	28	\$0.13	\$0.08
\$40,000 to \$49,999	5	\$0.02	\$0.01
\$50,000 to \$59,999	0	\$0.00	\$0.00
\$60,000 to \$69,999	1	\$0.01	\$0.00
\$70,000 and Over	0	\$0.00	\$0.00
Total	612	\$3.85	\$1.56

Adjusted Gross Income is parental income for dependent students and student and spouse income for others.

Source: Minnesota Higher Education Services Office

3. Institution Choice: MnSCU Four-Year Universities

The following table includes Minnesota State Grant Recipients in the categories highlighted		
Family Circumstances	Choice of Attendance Strategy	Choice of Institution Attended
Dependent Students	Registered for fewer than 30 credits during the fiscal year.	MnSCU 2-Year Colleges
Married with children		Minnesota Private For-Profit Institutions
Unmarried with children	Registered for at least 30 credits during the fiscal year.	MnSCU 4-Year Universities
Married with no children		University of Minnesota
Single independent students		Minnesota Private Non-Profit Institutions

Adjusted Gross Income	Number of Minnesota State Grant Recipients	Combined Federal Pell and Minnesota State Grant Awards (Million)	Minnesota State Grant Awards (Million)
Less than \$10,000	119	\$0.60	\$0.12
\$10,000 to \$19,999	53	\$0.27	\$0.06
\$20,000 to \$29,999	20	\$0.08	\$0.02
\$30,000 to \$39,999	4	\$0.01	\$0.00
\$40,000 to \$49,999	1	\$0.00	\$0.00
\$50,000 to \$59,999	0	\$0.00	\$0.00
\$60,000 to \$69,999	0	\$0.00	\$0.00
\$70,000 and Over	0	\$0.00	\$0.00
Total	197	\$0.97	\$0.20

Adjusted Gross Income is parental income for dependent students and student and spouse income for others.

Source: Minnesota Higher Education Services Office

4. Institution Choice: University of Minnesota

The following table includes Minnesota State Grant Recipients in the categories highlighted		
Family Circumstances	Choice of Attendance Strategy	Choice of Institution Attended
Dependent Students Married with children	Registered for fewer than 30 credits during the fiscal year.	MnSCU 2-Year Colleges Minnesota Private For-Profit Institutions
Unmarried with children	Registered for at least 30 credits during the fiscal year.	MnSCU 4-Year Universities
Married with no children		University of Minnesota
Single independent students		Minnesota Private Non-Profit Institutions

Adjusted Gross Income	Number of Minnesota State Grant Recipients	Combined Federal Pell and Minnesota State Grant Awards (Million)	Minnesota State Grant Awards (Million)
Less than \$10,000	49	\$0.34	\$0.14
\$10,000 to \$19,999	16	\$0.11	\$0.04
\$20,000 to \$29,999	6	\$0.04	\$0.02
\$30,000 to \$39,999	1	\$0.00	\$0.00
\$40,000 to \$49,999	0	\$0.00	\$0.00
\$50,000 to \$59,999	0	\$0.00	\$0.00
\$60,000 to \$69,999	0	\$0.00	\$0.00
\$70,000 and Over	0	\$0.00	\$0.00
Total	72	\$0.49	\$0.20

Adjusted Gross Income is parental income for dependent students and student and spouse income for others.

Source: Minnesota Higher Education Services Office

5. Institution Choice: Minnesota Private Non-Profit Institutions

The following table includes Minnesota State Grant Recipients in the categories highlighted		
Family Circumstances	Choice of Attendance Strategy	Choice of Institution Attended
Dependent Students Married with children	Registered for fewer than 30 credits during the fiscal year.	MnSCU 2-Year Colleges Minnesota Private For-Profit Institutions
Unmarried with children	Registered for at least 30 credits during the fiscal year.	MnSCU 4-Year Universities
Married with no children		University of Minnesota
Single independent students		Minnesota Private Non-Profit Institutions

Adjusted Gross Income	Number of Minnesota State Grant Recipients	Combined Federal Pell and Minnesota State Grant Awards (Million)	Minnesota State Grant Awards (Million)
Less than \$10,000	90	\$0.65	\$0.29
\$10,000 to \$19,999	60	\$0.44	\$0.20
\$20,000 to \$29,999	34	\$0.22	\$0.11
\$30,000 to \$39,999	18	\$0.09	\$0.05
\$40,000 to \$49,999	8	\$0.02	\$0.02
\$50,000 to \$59,999	2	\$0.01	\$0.01
\$60,000 to \$69,999	0	\$0.00	\$0.00
\$70,000 and Over	1	\$0.00	\$0.00
Total	213	\$1.43	\$0.68

Adjusted Gross Income is parental income for dependent students and student and spouse income for others.

Source: Minnesota Higher Education Services Office

IV. Family Circumstances: Married Students with No Children

The following table includes Minnesota State Grant Recipients in the categories highlighted		
Family Circumstances	Choice of Attendance Strategy	Choice of Institution Attended
Dependent Students	Registered for fewer than 30 credits during the fiscal year.	MnSCU 2-Year Colleges
Married with children		Minnesota Private For-Profit Institutions
Unmarried with children	Registered for at least 30 credits during the fiscal year.	MnSCU 4-Year Universities
Married with no children		University of Minnesota
Single independent students		Minnesota Private Non-Profit Institutions

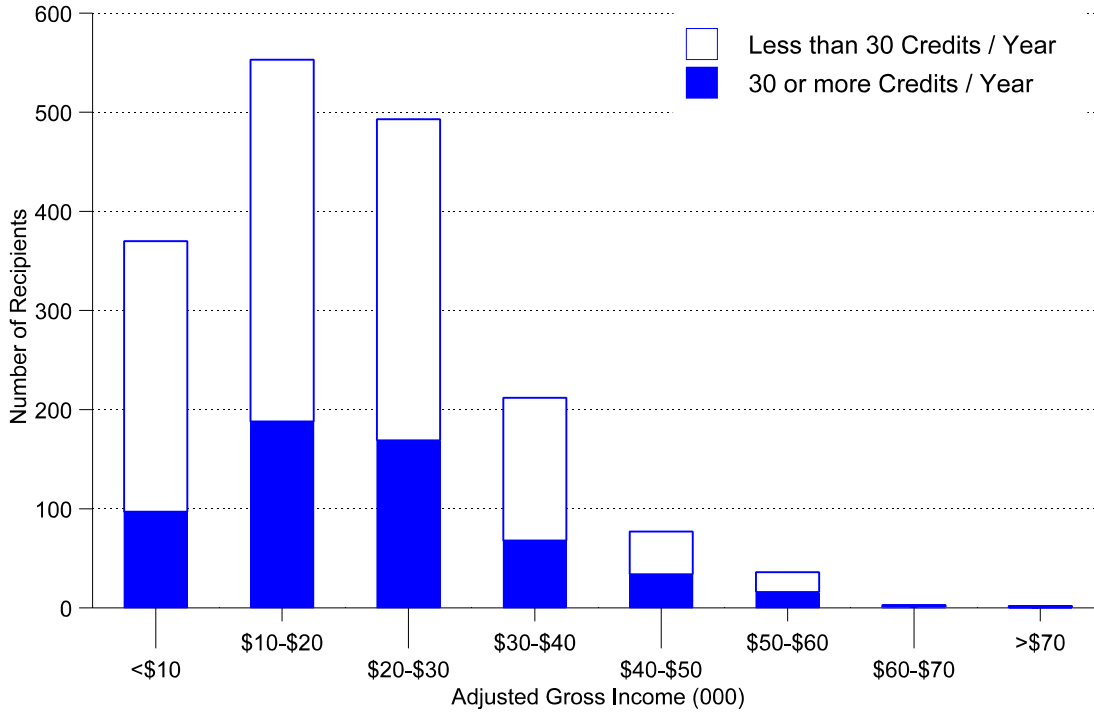
Adjusted Gross Income	Number of Minnesota State Grant Recipients	Combined Federal Pell and Minnesota State Grant Award (Million)	Minnesota State Grant Award (Million)
Less than \$10,000	370	\$1.32	\$0.41
\$10,000 to \$19,999	553	\$1.98	\$0.77
\$20,000 to \$29,999	493	\$1.00	\$0.69
\$30,000 to \$39,999	212	\$0.34	\$0.24
\$40,000 to \$49,999	77	\$0.11	\$0.07
\$50,000 to \$59,999	36	\$0.04	\$0.03
\$60,000 to \$69,999	3	\$0.01	\$0.00
\$70,000 and Over	2	\$0.00	\$0.00
Total	1,746	\$4.80	\$2.21

Adjusted Gross Income is parental income for dependent students and student and spouse income for others.

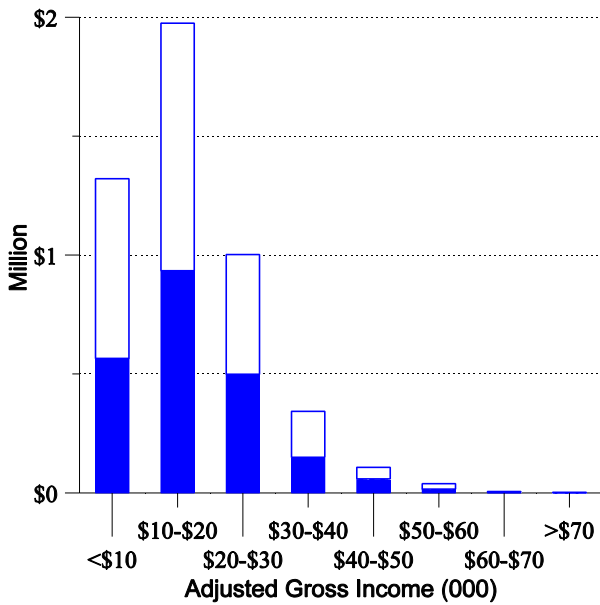
Source: Minnesota Higher Education Services Office

Minnesota State Grant Statistics: Married Students with No Children , Fiscal Year 2004

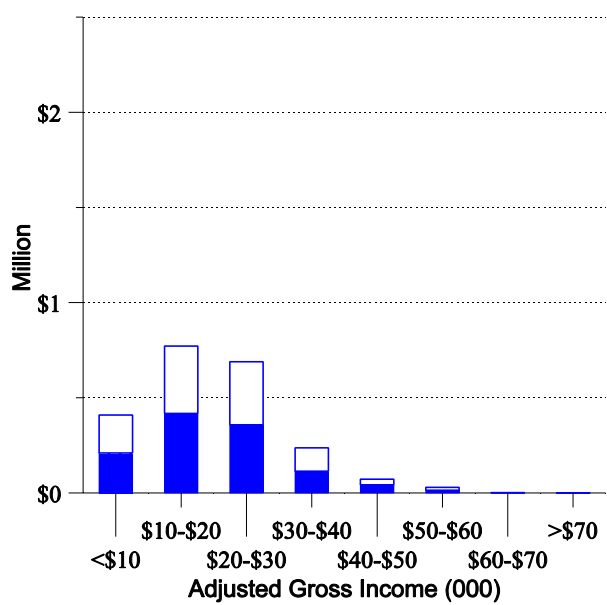
Number of Minnesota State Grant Recipients



Combined Federal Pell and Minnesota State Grant Awards



Minnesota State Grant Awards



Source: Minnesota Higher Education Services Office

A. Attendance Strategy: Register for Fewer Than 30 Credits in Fiscal Year 2004

The following table includes Minnesota State Grant Recipients in the categories highlighted		
Family Circumstances	Choice of Attendance Strategy	Choice of Institution Attended
Dependent Students	Registered for fewer than 30 credits during the fiscal year.	MnSCU 2-Year Colleges
Married with children		Minnesota Private For-Profit Institutions
Unmarried with children	Registered for at least 30 credits during the fiscal year.	MnSCU 4-Year Universities
Married with no children		University of Minnesota
Single independent students		Minnesota Private Non-Profit Institutions

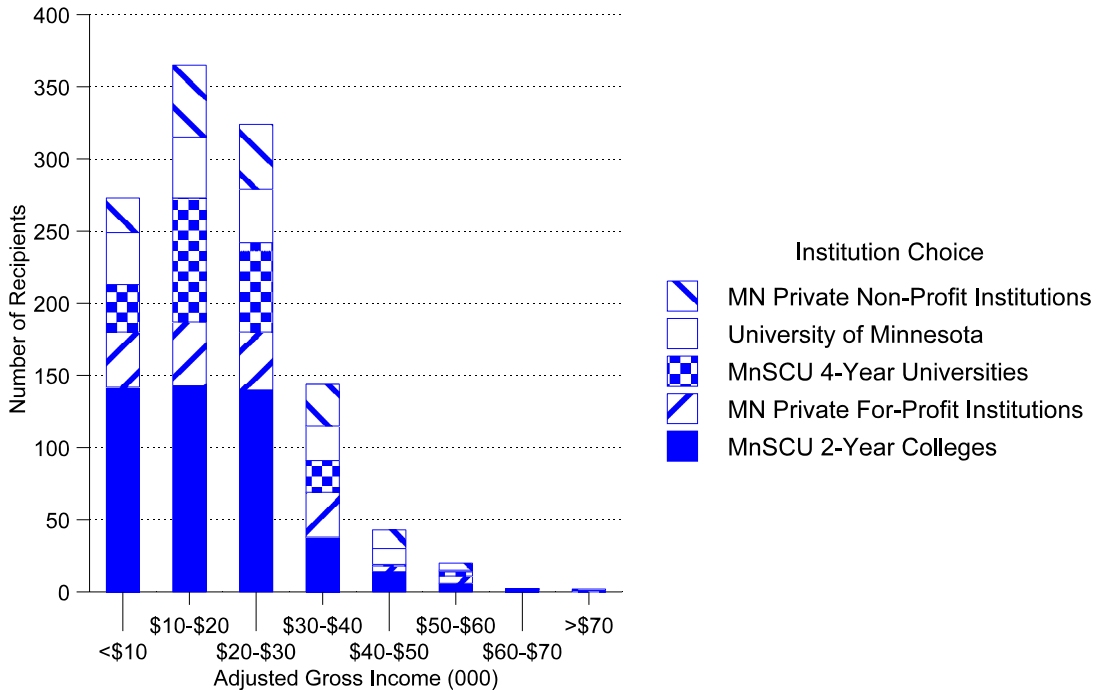
Adjusted Gross Income	Number of Minnesota State Grant Recipients	Combined Federal Pell and Minnesota State Grant Award (Million)	Minnesota State Grant Award (Million)
Less than \$10,000	273	\$0.76	\$0.20
\$10,000 to \$19,999	365	\$1.04	\$0.35
\$20,000 to \$29,999	324	\$0.50	\$0.33
\$30,000 to \$39,999	144	\$0.19	\$0.12
\$40,000 to \$49,999	43	\$0.05	\$0.03
\$50,000 to \$59,999	20	\$0.02	\$0.02
\$60,000 to \$69,999	2	\$0.00	\$0.00
\$70,000 and Over	2	\$0.00	\$0.00
Total	1,173	\$2.57	\$1.05

Adjusted Gross Income is parental income for dependent students and student and spouse income for others.

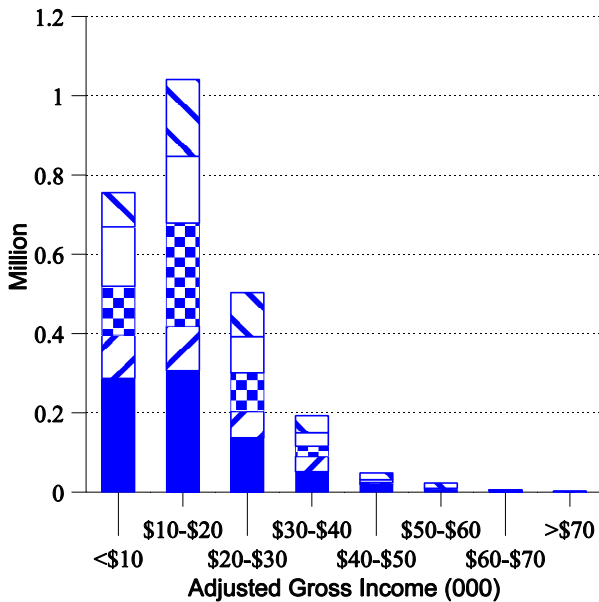
Source: Minnesota Higher Education Services Office

Minnesota State Grant Statistics: Married Students with no Children Registering for Fewer Than 30 Credits, Fiscal Year 2004

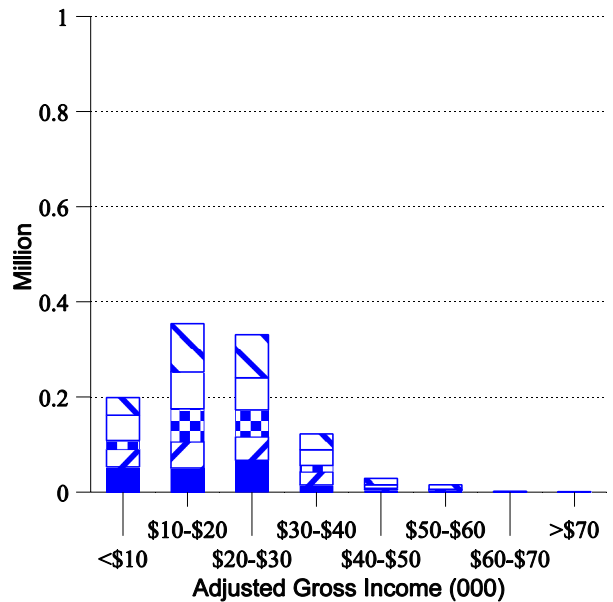
Number of Minnesota State Grant Recipients



Combined Federal Pell and Minnesota State Grant Awards



Minnesota State Grant Awards



So

Source: Minnesota Higher Education Services Office

1. Institution Choice: MnSCU Two-Year College

The following table includes Minnesota State Grant Recipients in the categories highlighted		
Family Circumstances	Choice of Attendance Strategy	Choice of Institution Attended
Dependent Students	Registered for fewer than 30 credits during the fiscal year.	MnSCU 2-Year Colleges
Married with children		Minnesota Private For-Profit Institutions
Unmarried with children	Registered for at least 30 credits during the fiscal year.	MnSCU 4-Year Universities
Married with no children		University of Minnesota
Single independent students		Minnesota Private Non-Profit Institutions

Adjusted Gross Income	Number of Minnesota State Grant Recipients	Combined Federal Pell and Minnesota State Grant Award (Million)	Minnesota State Grant Award (Million)
Less than \$10,000	142	\$0.29	\$0.05
\$10,000 to \$19,999	143	\$0.31	\$0.05
\$20,000 to \$29,999	140	\$0.14	\$0.07
\$30,000 to \$39,999	38	\$0.05	\$0.02
\$40,000 to \$49,999	14	\$0.02	\$0.00
\$50,000 to \$59,999	6	\$0.00	\$0.00
\$60,000 to \$69,999	2	\$0.00	\$0.00
\$70,000 and Over	0	\$0.00	\$0.00
Total	485	\$0.81	\$0.19

Adjusted Gross Income is parental income for dependent students and student and spouse income for others.

Source: Minnesota Higher Education Services Office

2. Institution Choice: Minnesota Private For-Profit Institutions

The following table includes Minnesota State Grant Recipients in the categories highlighted		
Family Circumstances	Choice of Attendance Strategy	Choice of Institution Attended
Dependent Students	Registered for fewer than 30 credits during the fiscal year.	MnSCU 2-Year Colleges
Married with children		Minnesota Private For-Profit Institutions
Unmarried with children	Registered for at least 30 credits during the fiscal year.	MnSCU 4-Year Universities
Married with no children		University of Minnesota
Single independent students		Minnesota Private Non-Profit Institutions

Adjusted Gross Income	Number of Minnesota State Grant Recipients	Combined Federal Pell and Minnesota State Grant Award (Million)	Minnesota State Grant Award (Million)
Less than \$10,000	38	\$0.11	\$0.04
\$10,000 to \$19,999	44	\$0.11	\$0.05
\$20,000 to \$29,999	40	\$0.07	\$0.05
\$30,000 to \$39,999	31	\$0.04	\$0.03
\$40,000 to \$49,999	4	\$0.00	\$0.00
\$50,000 to \$59,999	5	\$0.00	\$0.00
\$60,000 to \$69,999	0	\$0.00	\$0.00
\$70,000 and Over	0	\$0.00	\$0.00
Total	162	\$0.33	\$0.17

Adjusted Gross Income is parental income for dependent students and student and spouse income for others.

Source: Minnesota Higher Education Services Office

3. Institution Choice: MnSCU Four-Year Universities

The following table includes Minnesota State Grant Recipients in the categories highlighted		
Family Circumstances	Choice of Attendance Strategy	Choice of Institution Attended
Dependent Students	Registered for fewer than 30 credits during the fiscal year.	MnSCU 2-Year Colleges
Married with children		Minnesota Private For-Profit Institutions
Unmarried with children	Registered for at least 30 credits during the fiscal year.	MnSCU 4-Year Universities
Married with no children		University of Minnesota
Single independent students		Minnesota Private Non-Profit Institutions

Adjusted Gross Income	Number of Minnesota State Grant Recipients	Combined Federal Pell and Minnesota State Grant Award (Million)	Minnesota State Grant Award (Million)
Less than \$10,000	33	\$0.12	\$0.02
\$10,000 to \$19,999	86	\$0.26	\$0.07
\$20,000 to \$29,999	62	\$0.10	\$0.06
\$30,000 to \$39,999	22	\$0.03	\$0.01
\$40,000 to \$49,999	1	\$0.00	\$0.00
\$50,000 to \$59,999	3	\$0.00	\$0.00
\$60,000 to \$69,999	0	\$0.00	\$0.00
\$70,000 and Over	1	\$0.00	\$0.00
Total	208	\$0.51	\$0.16

Adjusted Gross Income is parental income for dependent students and student and spouse income for others.

Source: Minnesota Higher Education Services Office

4. Institution Choice: University of Minnesota

The following table includes Minnesota State Grant Recipients in the categories highlighted		
Family Circumstances	Choice of Attendance Strategy	Choice of Institution Attended
Dependent Students	Registered for fewer than 30 credits during the fiscal year.	MnSCU 2-Year Colleges
Married with children		Minnesota Private For-Profit Institutions
Unmarried with children	Registered for at least 30 credits during the fiscal year.	MnSCU 4-Year Universities
Married with no children		University of Minnesota
Single independent students		Minnesota Private Non-Profit Institutions

Adjusted Gross Income	Number of Minnesota State Grant Recipients	Combined Federal Pell and Minnesota State Grant Award (Million)	Minnesota State Grant Award (Million)
Less than \$10,000	36	\$0.15	\$0.05
\$10,000 to \$19,999	42	\$0.17	\$0.08
\$20,000 to \$29,999	37	\$0.09	\$0.07
\$30,000 to \$39,999	24	\$0.03	\$0.03
\$40,000 to \$49,999	11	\$0.01	\$0.01
\$50,000 to \$59,999	1	\$0.00	\$0.00
\$60,000 to \$69,999	0	\$0.00	\$0.00
\$70,000 and Over	0	\$0.00	\$0.00
Total	151	\$0.45	\$0.24

Adjusted Gross Income is parental income for dependent students and student and spouse income for others.

Source: Minnesota Higher Education Services Office

5. Institution Choice: Minnesota Private Non-Profit Institutions

The following table includes Minnesota State Grant Recipients in the categories highlighted		
Family Circumstances	Choice of Attendance Strategy	Choice of Institution Attended
Dependent Students	Registered for fewer than 30 credits during the fiscal year.	MnSCU 2-Year Colleges
Married with children		Minnesota Private For-Profit Institutions
Unmarried with children	Registered for at least 30 credits during the fiscal year.	MnSCU 4-Year Universities
Married with no children		University of Minnesota
Single independent students		Minnesota Private Non-Profit Institutions

Adjusted Gross Income	Number of Minnesota State Grant Recipients	Combined Federal Pell and Minnesota State Grant Award (Million)	Minnesota State Grant Award (Million)
Less than \$10,000	24	\$0.09	\$0.04
\$10,000 to \$19,999	50	\$0.19	\$0.10
\$20,000 to \$29,999	45	\$0.11	\$0.09
\$30,000 to \$39,999	29	\$0.04	\$0.03
\$40,000 to \$49,999	13	\$0.02	\$0.01
\$50,000 to \$59,999	5	\$0.01	\$0.01
\$60,000 to \$69,999	0	\$0.00	\$0.00
\$70,000 and Over	1	\$0.00	\$0.00
Total	167	\$0.47	\$0.29

Adjusted Gross Income is parental income for dependent students and student and spouse income for others.

Source: Minnesota Higher Education Services Office

B. Attendance Strategy: Register for at Least 30 Credits in Fiscal Year 2004

The following table includes Minnesota State Grant Recipients in the categories highlighted		
Family Circumstances	Choice of Attendance Strategy	Choice of Institution Attended
Dependent Students	Registered for fewer than 30 credits during the fiscal year.	MnSCU 2-Year Colleges
Married with children		Minnesota Private For-Profit Institutions
Unmarried with children	Registered for at least 30 credits during the fiscal year.	MnSCU 4-Year Universities
Married with no children		University of Minnesota
Single independent students		Minnesota Private Non-Profit Institutions

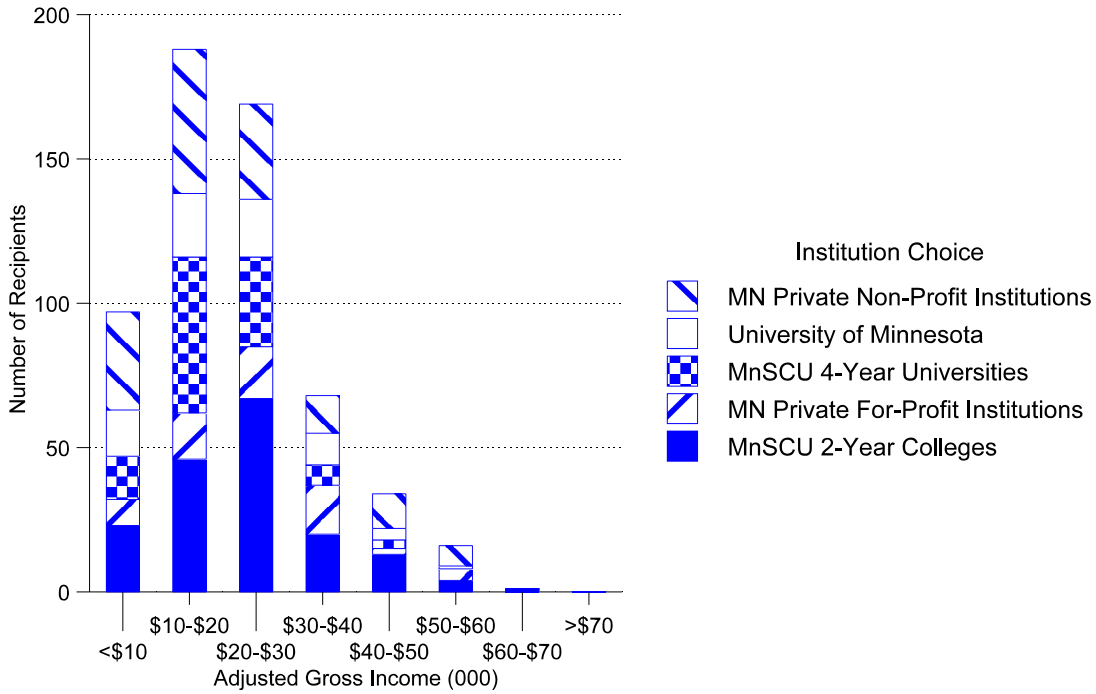
Adjusted Gross Income	Number of Minnesota State Grant Recipients	Combined Federal Pell and Minnesota State Grant Award (Million)	Minnesota State Grant Award (Million)
Less than \$10,000	97	\$0.57	\$0.21
\$10,000 to \$19,999	188	\$0.93	\$0.42
\$20,000 to \$29,999	169	\$0.50	\$0.36
\$30,000 to \$39,999	68	\$0.15	\$0.11
\$40,000 to \$49,999	34	\$0.06	\$0.04
\$50,000 to \$59,999	16	\$0.02	\$0.01
\$60,000 to \$69,999	1	\$0.00	\$0.00
\$70,000 and Over	0	\$0.00	\$0.00
Total	573	\$2.22	\$1.16

Adjusted Gross Income is parental income for dependent students and student and spouse income for others.

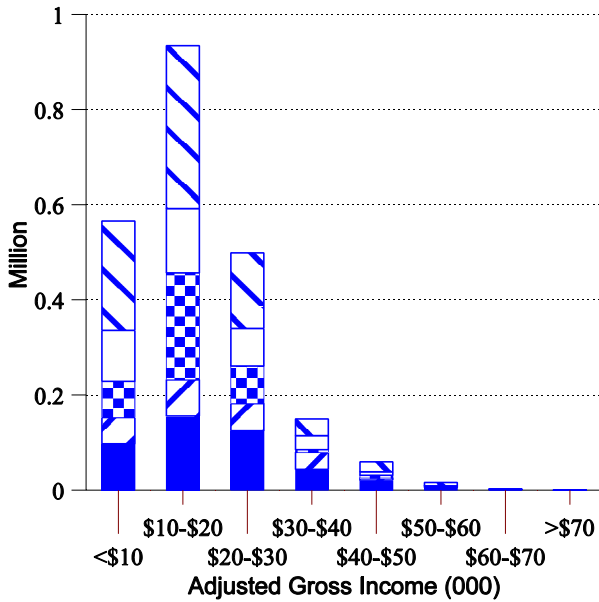
Source: Minnesota Higher Education Services Office

Minnesota State Grant Statistics: Married Students with No Children Registering for at Least 30 Credits, Fiscal Year 2004

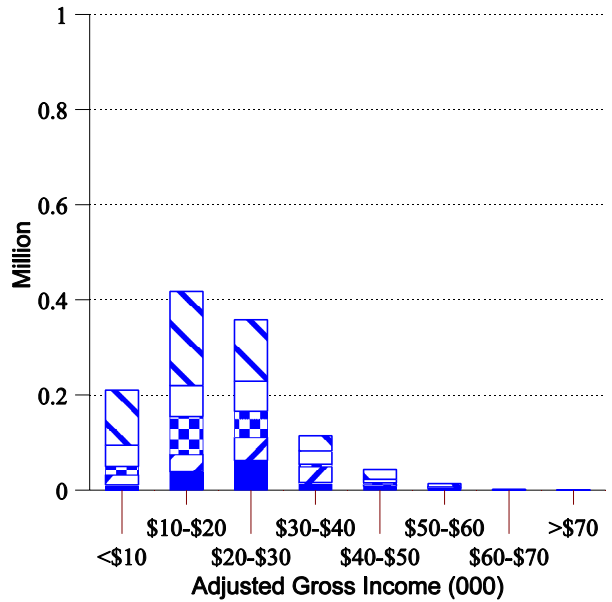
Number of Minnesota State Grant Recipients



Combined Federal Pell and Minnesota State Grant Awards



Minnesota State Grant Awards



So

Source: Minnesota Higher Education Services Office

1. Institution Choice: MnSCU Two-Year College

The following table includes Minnesota State Grant Recipients in the categories highlighted		
Family Circumstances	Choice of Attendance Strategy	Choice of Institution Attended
Dependent Students	Registered for fewer than 30 credits during the fiscal year.	MnSCU 2-Year Colleges
Married with children		Minnesota Private For-Profit Institutions
Unmarried with children	Registered for at least 30 credits during the fiscal year.	MnSCU 4-Year Universities
Married with no children		University of Minnesota
Single independent students		Minnesota Private Non-Profit Institutions

Adjusted Gross Income	Number of Minnesota State Grant Recipients	Combined Federal Pell and Minnesota State Grant Award (Million)	Minnesota State Grant Award (Million)
Less than \$10,000	23	\$0.10	\$0.01
\$10,000 to \$19,999	46	\$0.16	\$0.04
\$20,000 to \$29,999	67	\$0.12	\$0.06
\$30,000 to \$39,999	20	\$0.04	\$0.02
\$40,000 to \$49,999	13	\$0.02	\$0.01
\$50,000 to \$59,999	4	\$0.01	\$0.00
\$60,000 to \$69,999	1	\$0.00	\$0.00
\$70,000 and Over	0	\$0.00	\$0.00
Total	174	\$0.45	\$0.14

Adjusted Gross Income is parental income for dependent students and student and spouse income for others.

Source: Minnesota Higher Education Services Office

2. Institution Choice: Minnesota Private For-Profit Institutions

The following table includes Minnesota State Grant Recipients in the categories highlighted		
Family Circumstances	Choice of Attendance Strategy	Choice of Institution Attended
Dependent Students	Registered for fewer than 30 credits during the fiscal year.	MnSCU 2-Year Colleges
Married with children		Minnesota Private For-Profit Institutions
Unmarried with children	Registered for at least 30 credits during the fiscal year.	MnSCU 4-Year Universities
Married with no children		University of Minnesota
Single independent students		Minnesota Private Non-Profit Institutions

Adjusted Gross Income	Number of Minnesota State Grant Recipients	Combined Federal Pell and Minnesota State Grant Award (Million)	Minnesota State Grant Award (Million)
Less than \$10,000	9	\$0.06	\$0.02
\$10,000 to \$19,999	16	\$0.08	\$0.04
\$20,000 to \$29,999	18	\$0.06	\$0.05
\$30,000 to \$39,999	17	\$0.04	\$0.03
\$40,000 to \$49,999	2	\$0.00	\$0.00
\$50,000 to \$59,999	4	\$0.00	\$0.00
\$60,000 to \$69,999	0	\$0.00	\$0.00
\$70,000 and Over	0	\$0.00	\$0.00
Total	66	\$0.23	\$0.15

Adjusted Gross Income is parental income for dependent students and student and spouse income for others.

Source: Minnesota Higher Education Services Office

3. Institution Choice: MnSCU Four-Year Universities

The following table includes Minnesota State Grant Recipients in the categories highlighted		
Family Circumstances	Choice of Attendance Strategy	Choice of Institution Attended
Dependent Students Married with children Unmarried with children	Registered for fewer than 30 credits during the fiscal year.	MnSCU 2-Year Colleges Minnesota Private For-Profit Institutions
Married with no children	Registered for at least 30 credits during the fiscal year.	MnSCU 4-Year Universities
		University of Minnesota
Single independent students		Minnesota Private Non-Profit Institutions

Adjusted Gross Income	Number of Minnesota State Grant Recipients	Combined Federal Pell and Minnesota State Grant Award (Million)	Minnesota State Grant Award (Million)
Less than \$10,000	15	\$0.08	\$0.02
\$10,000 to \$19,999	54	\$0.22	\$0.08
\$20,000 to \$29,999	31	\$0.08	\$0.05
\$30,000 to \$39,999	7	\$0.01	\$0.01
\$40,000 to \$49,999	3	\$0.01	\$0.00
\$50,000 to \$59,999	0	\$0.00	\$0.00
\$60,000 to \$69,999	0	\$0.00	\$0.00
\$70,000 and Over	0	\$0.00	\$0.00
Total	110	\$0.39	\$0.16

Adjusted Gross Income is parental income for dependent students and student and spouse income for others.

Source: Minnesota Higher Education Services Office

4. Institution Choice: University of Minnesota

The following table includes Minnesota State Grant Recipients in the categories highlighted		
Family Circumstances	Choice of Attendance Strategy	Choice of Institution Attended
Dependent Students Married with children Unmarried with children	Registered for fewer than 30 credits during the fiscal year.	MnSCU 2-Year Colleges Minnesota Private For-Profit Institutions MnSCU 4-Year Universities
Married with no children	Registered for at least 30 credits during the fiscal year.	University of Minnesota
Single independent students		Minnesota Private Non-Profit Institutions

Adjusted Gross Income	Number of Minnesota State Grant Recipients	Combined Federal Pell and Minnesota State Grant Award (Million)	Minnesota State Grant Award (Million)
Less than \$10,000	16	\$0.11	\$0.04
\$10,000 to \$19,999	22	\$0.14	\$0.07
\$20,000 to \$29,999	20	\$0.08	\$0.06
\$30,000 to \$39,999	11	\$0.03	\$0.03
\$40,000 to \$49,999	4	\$0.01	\$0.01
\$50,000 to \$59,999	1	\$0.00	\$0.00
\$60,000 to \$69,999	0	\$0.00	\$0.00
\$70,000 and Over	0	\$0.00	\$0.00
Total	74	\$0.36	\$0.21

Adjusted Gross Income is parental income for dependent students and student and spouse income for others.

Source: Minnesota Higher Education Services Office

5. Institution Choice: Minnesota Private Non-Profit Institutions

The following table includes Minnesota State Grant Recipients in the categories highlighted		
Family Circumstances	Choice of Attendance Strategy	Choice of Institution Attended
Dependent Students Married with children Unmarried with children	Registered for fewer than 30 credits during the fiscal year.	MnSCU 2-Year Colleges Minnesota Private For-Profit Institutions
Married with no children	Registered for at least 30 credits during the fiscal year.	MnSCU 4-Year Universities University of Minnesota
Single independent students		Minnesota Private Non-Profit Institutions

Adjusted Gross Income	Number of Minnesota State Grant Recipients	Combined Federal Pell and Minnesota State Grant Award (Million)	Minnesota State Grant Award (Million)
Less than \$10,000	34	\$0.23	\$0.12
\$10,000 to \$19,999	50	\$0.34	\$0.20
\$20,000 to \$29,999	33	\$0.16	\$0.13
\$30,000 to \$39,999	13	\$0.04	\$0.03
\$40,000 to \$49,999	12	\$0.02	\$0.02
\$50,000 to \$59,999	7	\$0.01	\$0.01
\$60,000 to \$69,999	0	\$0.00	\$0.00
\$70,000 and Over	0	\$0.00	\$0.00
Total	149	\$0.79	\$0.50

Adjusted Gross Income is parental income for dependent students and student and spouse income for others.

Source: Minnesota Higher Education Services Office

V. Family Circumstances: Single Independent Students

The following table includes Minnesota State Grant Recipients in the categories highlighted		
Family Circumstances	Choice of Attendance Strategy	Choice of Institution Attended
Dependent Students	Registered for fewer than 30 credits during the fiscal year.	MnSCU 2-Year Colleges
Married with children		Minnesota Private For-Profit Institutions
Unmarried with children	Registered for at least 30 credits during the fiscal year.	MnSCU 4-Year Universities
Married with no children		University of Minnesota
Single independent students		Minnesota Private Non-Profit Institutions

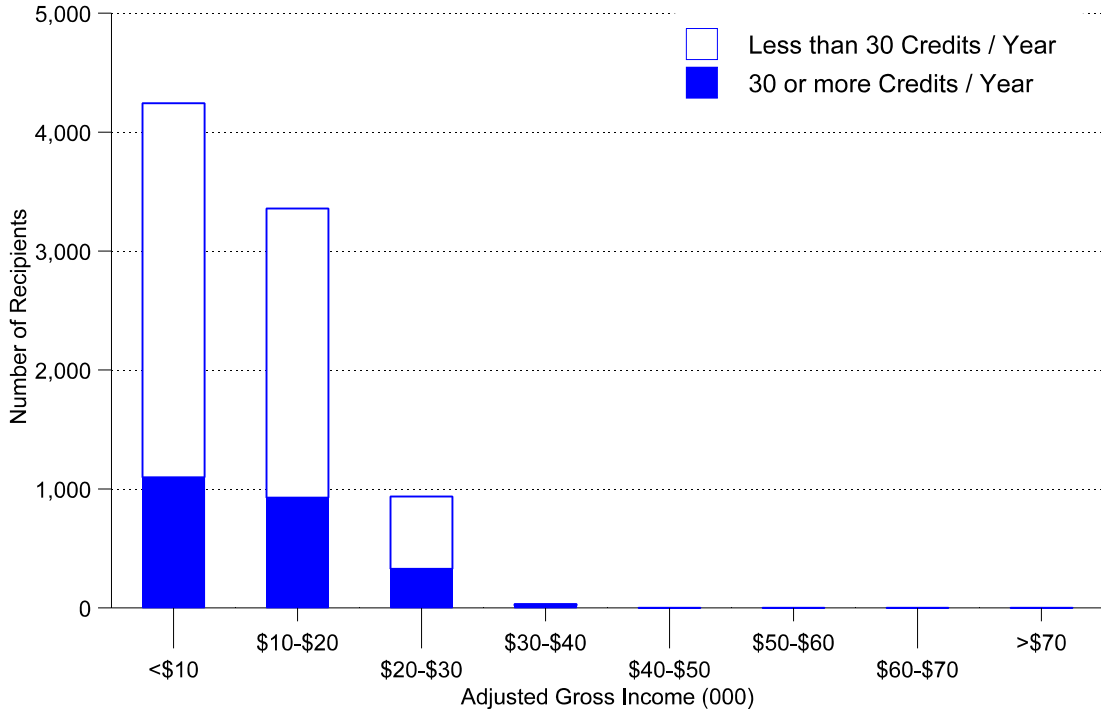
Adjusted Gross Income	Number of Minnesota State Grant Recipients	Combined Federal Pell and Minnesota State Grant Award (Million)	Minnesota State Grant Award (Million)
Less than \$10,000	4,242	\$15.58	\$4.38
\$10,000 to \$19,999	3,358	\$6.83	\$4.45
\$20,000 to \$29,999	937	\$0.95	\$0.93
\$30,000 to \$39,999	32	\$0.03	\$0.03
\$40,000 to \$49,999	0	\$0.00	\$0.00
\$50,000 to \$59,999	0	\$0.00	\$0.00
\$60,000 to \$69,999	0	\$0.00	\$0.00
\$70,000 and Over	0	\$0.00	\$0.00
Total	8,569	\$23.39	\$9.79

Adjusted Gross Income is parental income for dependent students and student and spouse income for others.

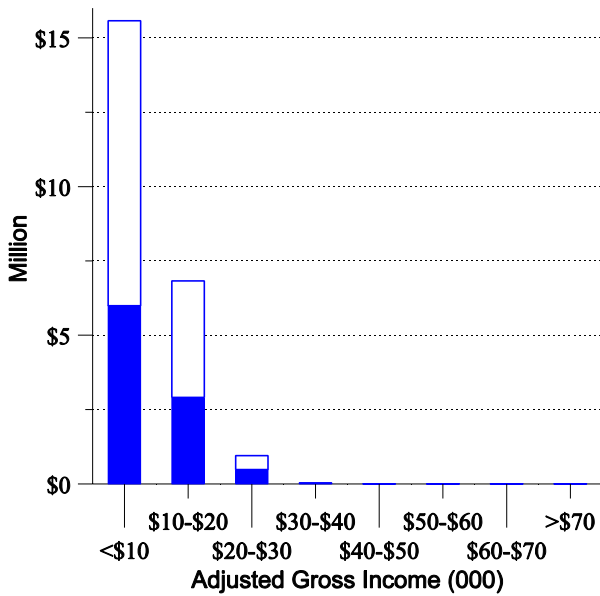
Source: Minnesota Higher Education Services Office

Minnesota State Grant Statistics: Unmarried Students with no Children, Fiscal Year 2004

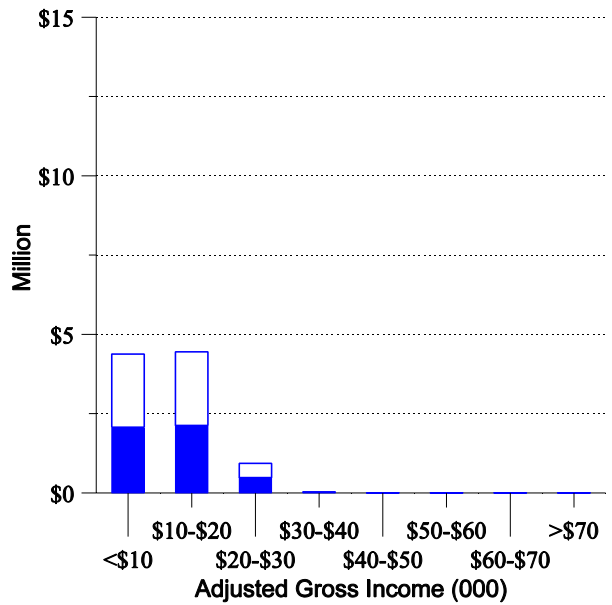
Number of Minnesota State Grant Recipients



Combined Federal Pell and Minnesota State Grant Awards



Minnesota State Grant Awards



Source: Minnesota Higher Education Services Office

A. Attendance Strategy: Register for Fewer Than 30 Credits in Fiscal Year 2004

The following table includes Minnesota State Grant Recipients in the categories highlighted		
Family Circumstances	Choice of Attendance Strategy	Choice of Institution Attended
Dependent Students	Registered for fewer than 30 credits during the fiscal year.	MnSCU 2-Year Colleges
Married with children		Minnesota Private For-Profit Institutions
Unmarried with children	Registered for at least 30 credits during the fiscal year.	MnSCU 4-Year Universities
Married with no children		University of Minnesota
Single independent students		Minnesota Private Non-Profit Institutions

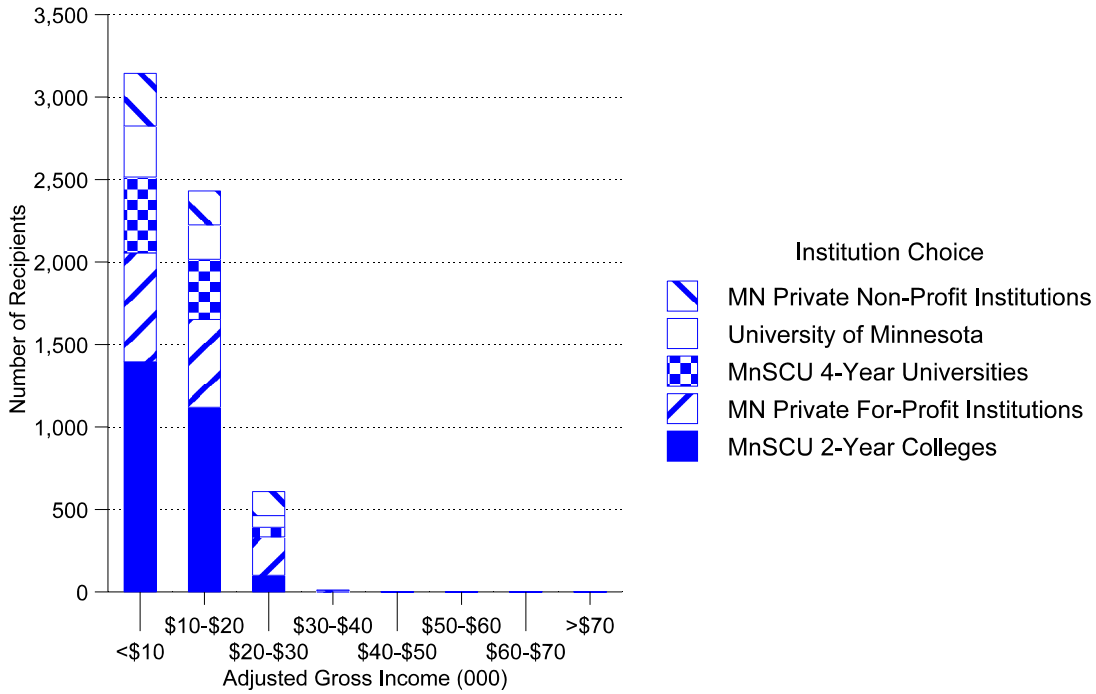
Adjusted Gross Income	Number of Minnesota State Grant Recipients	Combined Federal Pell and Minnesota State Grant Award (Million)	Minnesota State Grant Award (Million)
Less than \$10,000	3,144	\$9.59	\$2.31
\$10,000 to \$19,999	2,431	\$3.92	\$2.32
\$20,000 to \$29,999	608	\$0.47	\$0.45
\$30,000 to \$39,999	12	\$0.01	\$0.01
\$40,000 to \$49,999	0	\$0.00	\$0.00
\$50,000 to \$59,999	0	\$0.00	\$0.00
\$60,000 to \$69,999	0	\$0.00	\$0.00
\$70,000 and Over	0	\$0.00	\$0.00
Total	6,195	\$13.98	\$5.09

Adjusted Gross Income is parental income for dependent students and student and spouse income for others.

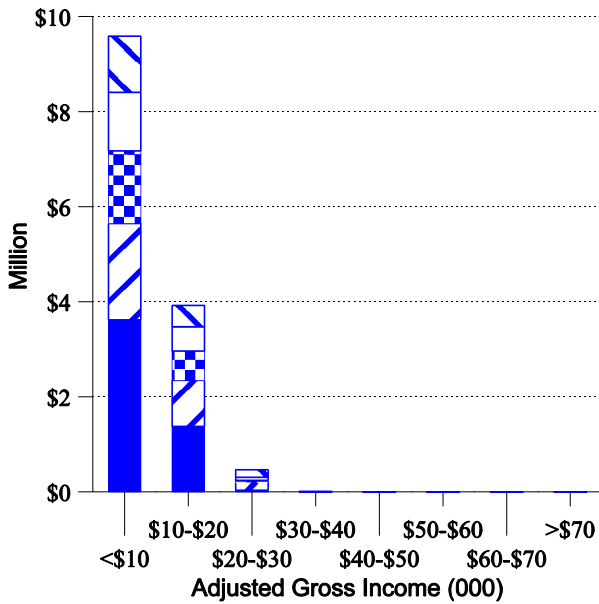
Source: Minnesota Higher Education Services Office

Minnesota State Grant Statistics: Unmarried Students with no Children, Registering for Fewer Than 30 Credits, Fiscal Year 2004

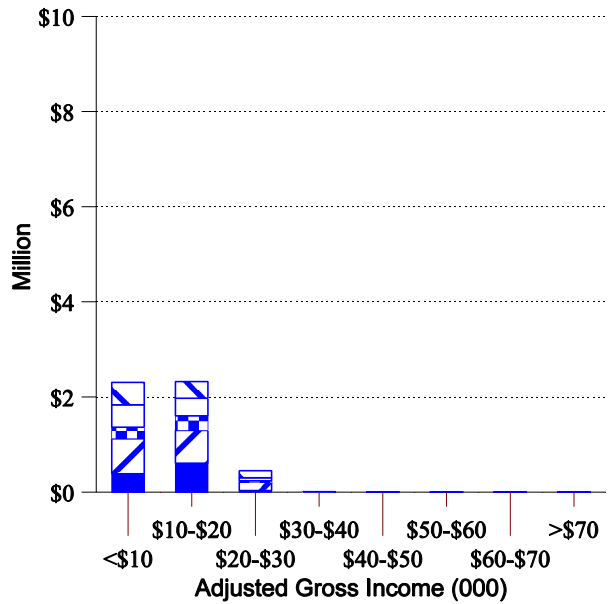
Number of Minnesota State Grant Recipients



Combined Federal Pell and Minnesota State Grant Awards



Minnesota State Grant Awards



So

Source: Minnesota Higher Education Services Office

1. Institution Choice: MnSCU Two-Year College

The following table includes Minnesota State Grant Recipients in the categories highlighted		
Family Circumstances	Choice of Attendance Strategy	Choice of Institution Attended
Dependent Students	Registered for fewer than 30 credits during the fiscal year.	MnSCU 2-Year Colleges
Married with children		Minnesota Private For-Profit Institutions
Unmarried with children	Registered for at least 30 credits during the fiscal year.	MnSCU 4-Year Universities
Married with no children		University of Minnesota
Single independent students		Minnesota Private Non-Profit Institutions

Adjusted Gross Income	Number of Minnesota State Grant Recipients	Combined Federal Pell and Minnesota State Grant Award (Million)	Minnesota State Grant Award (Million)
Less than \$10,000	1,395	\$3.62	\$0.39
\$10,000 to \$19,999	1,120	\$1.38	\$0.61
\$20,000 to \$29,999	101	\$0.03	\$0.03
\$30,000 to \$39,999	0	\$0.00	\$0.00
\$40,000 to \$49,999	0	\$0.00	\$0.00
\$50,000 to \$59,999	0	\$0.00	\$0.00
\$60,000 to \$69,999	0	\$0.00	\$0.00
\$70,000 and Over	0	\$0.00	\$0.00
Total	2,616	\$5.03	\$1.03

Adjusted Gross Income is parental income for dependent students and student and spouse income for others.

Source: Minnesota Higher Education Services Office

2. Institution Choice: Minnesota Private For-Profit Institutions

The following table includes Minnesota State Grant Recipients in the categories highlighted		
Family Circumstances	Choice of Attendance Strategy	Choice of Institution Attended
Dependent Students	Registered for fewer than 30 credits during the fiscal year.	MnSCU 2-Year Colleges
Married with children		Minnesota Private For-Profit Institutions
Unmarried with children	Registered for at least 30 credits during the fiscal year.	MnSCU 4-Year Universities
Married with no children		University of Minnesota
Single independent students		Minnesota Private Non-Profit Institutions

Adjusted Gross Income	Number of Minnesota State Grant Recipients	Combined Federal Pell and Minnesota State Grant Award (Million)	Minnesota State Grant Award (Million)
Less than \$10,000	661	\$2.02	\$0.74
\$10,000 to \$19,999	532	\$0.97	\$0.69
\$20,000 to \$29,999	233	\$0.18	\$0.18
\$30,000 to \$39,999	2	\$0.00	\$0.00
\$40,000 to \$49,999	0	\$0.00	\$0.00
\$50,000 to \$59,999	0	\$0.00	\$0.00
\$60,000 to \$69,999	0	\$0.00	\$0.00
\$70,000 and Over	0	\$0.00	\$0.00
Total	1,428	\$3.18	\$1.60

Adjusted Gross Income is parental income for dependent students and student and spouse income for others.

Source: Minnesota Higher Education Services Office

3. Institution Choice: MnSCU Four-Year Universities

The following table includes Minnesota State Grant Recipients in the categories highlighted		
Family Circumstances	Choice of Attendance Strategy	Choice of Institution Attended
Dependent Students	Registered for fewer than 30 credits during the fiscal year.	MnSCU 2-Year Colleges
Married with children		Minnesota Private For-Profit Institutions
Unmarried with children	Registered for at least 30 credits during the fiscal year.	MnSCU 4-Year Universities
Married with no children		University of Minnesota
Single independent students		Minnesota Private Non-Profit Institutions

Adjusted Gross Income	Number of Minnesota State Grant Recipients	Combined Federal Pell and Minnesota State Grant Award (Million)	Minnesota State Grant Award (Million)
Less than \$10,000	460	\$1.53	\$0.24
\$10,000 to \$19,999	365	\$0.61	\$0.31
\$20,000 to \$29,999	58	\$0.03	\$0.03
\$30,000 to \$39,999	0	\$0.00	\$0.00
\$40,000 to \$49,999	0	\$0.00	\$0.00
\$50,000 to \$59,999	0	\$0.00	\$0.00
\$60,000 to \$69,999	0	\$0.00	\$0.00
\$70,000 and Over	0	\$0.00	\$0.00
Total	883	\$2.17	\$0.58

Adjusted Gross Income is parental income for dependent students and student and spouse income for others.

Source: Minnesota Higher Education Services Office

4. Institution Choice: University of Minnesota

The following table includes Minnesota State Grant Recipients in the categories highlighted		
Family Circumstances	Choice of Attendance Strategy	Choice of Institution Attended
Dependent Students	Registered for fewer than 30 credits during the fiscal year.	MnSCU 2-Year Colleges
Married with children		Minnesota Private For-Profit Institutions
Unmarried with children	Registered for at least 30 credits during the fiscal year.	MnSCU 4-Year Universities
Married with no children		University of Minnesota
Single independent students		Minnesota Private Non-Profit Institutions

Adjusted Gross Income	Number of Minnesota State Grant Recipients	Combined Federal Pell and Minnesota State Grant Award (Million)	Minnesota State Grant Award (Million)
Less than \$10,000	309	\$1.23	\$0.47
\$10,000 to \$19,999	208	\$0.51	\$0.37
\$20,000 to \$29,999	71	\$0.06	\$0.06
\$30,000 to \$39,999	3	\$0.00	\$0.00
\$40,000 to \$49,999	0	\$0.00	\$0.00
\$50,000 to \$59,999	0	\$0.00	\$0.00
\$60,000 to \$69,999	0	\$0.00	\$0.00
\$70,000 and Over	0	\$0.00	\$0.00
Total	591	\$1.81	\$0.91

Adjusted Gross Income is parental income for dependent students and student and spouse income for others.

Source: Minnesota Higher Education Services Office

5. Institution Choice: Minnesota Private Non-Profit Institutions

The following table includes Minnesota State Grant Recipients in the categories highlighted		
Family Circumstances	Choice of Attendance Strategy	Choice of Institution Attended
Dependent Students Married with children Unmarried with children Married with no children	Registered for fewer than 30 credits during the fiscal year.	MnSCU 2-Year Colleges Minnesota Private For-Profit Institutions
	Registered for at least 30 credits during the fiscal year.	MnSCU 4-Year Universities University of Minnesota
Single independent students		Minnesota Private Non-Profit Institutions

Adjusted Gross Income	Number of Minnesota State Grant Recipients	Combined Federal Pell and Minnesota State Grant Award (Million)	Minnesota State Grant Award (Million)
Less than \$10,000	319	\$1.18	\$0.47
\$10,000 to \$19,999	206	\$0.45	\$0.35
\$20,000 to \$29,999	145	\$0.16	\$0.15
\$30,000 to \$39,999	7	\$0.01	\$0.01
\$40,000 to \$49,999	0	\$0.00	\$0.00
\$50,000 to \$59,999	0	\$0.00	\$0.00
\$60,000 to \$69,999	0	\$0.00	\$0.00
\$70,000 and Over	0	\$0.00	\$0.00
Total	677	\$1.79	\$0.98

Adjusted Gross Income is parental income for dependent students and student and spouse income for others.

Source: Minnesota Higher Education Services Office

B. Attendance Strategy: Register for at Least 30 Credits in Fiscal Year 2004

The following table includes Minnesota State Grant Recipients in the categories highlighted		
Family Circumstances	Choice of Attendance Strategy	Choice of Institution Attended
Dependent Students	Registered for fewer than 30 credits during the fiscal year.	MnSCU 2-Year Colleges
Married with children		Minnesota Private For-Profit Institutions
Unmarried with children	Registered for at least 30 credits during the fiscal year.	MnSCU 4-Year Universities
Married with no children		University of Minnesota
Single independent students		Minnesota Private Non-Profit Institutions

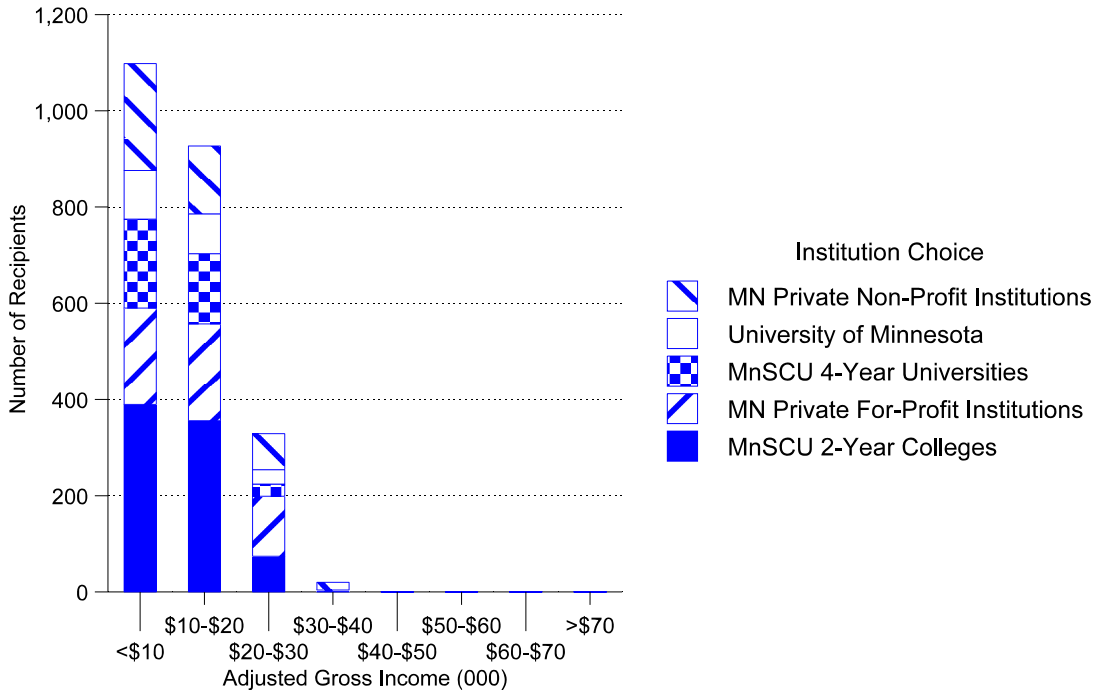
Adjusted Gross Income	Number of Minnesota State Grant Recipients	Combined Federal Pell and Minnesota State Grant Awards (Million)	Minnesota State Grant Awards (Million)
Less than \$10,000	1,098	\$5.99	\$2.07
\$10,000 to \$19,999	927	\$2.91	\$2.13
\$20,000 to \$29,999	329	\$0.49	\$0.48
\$30,000 to \$39,999	20	\$0.02	\$0.02
\$40,000 to \$49,999	0	\$0.00	\$0.00
\$50,000 to \$59,999	0	\$0.00	\$0.00
\$60,000 to \$69,999	0	\$0.00	\$0.00
\$70,000 and Over	0	\$0.00	\$0.00
Total	2,374	\$9.41	\$4.70

Adjusted Gross Income is parental income for dependent students and student and spouse income for others.

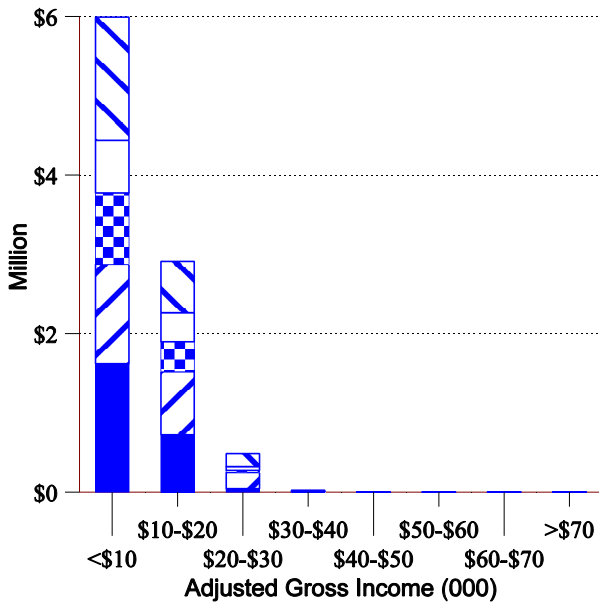
Source: Minnesota Higher Education Services Office

Minnesota State Grant Statistics: Unmarried Students with no Children Registering for at Least 30 Credits, Fiscal Year 2004

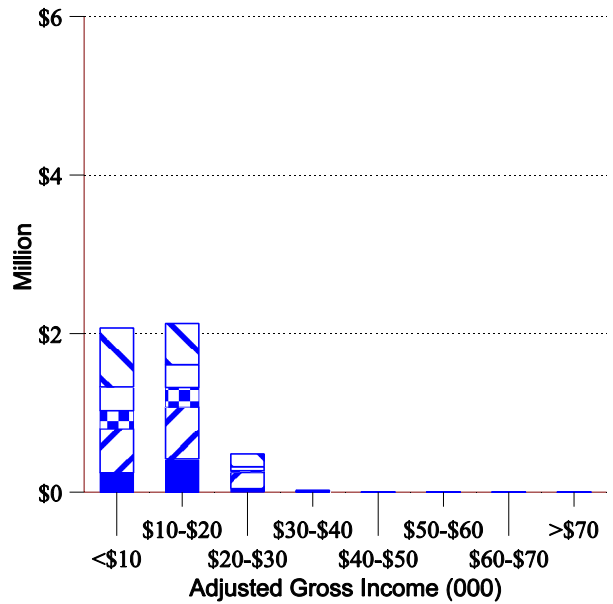
Number of Minnesota State Grant Recipients



Combined Federal Pell and Minnesota State Grant Awards



Minnesota State Grant Awards



Source: Minnesota Higher Education Services Office

1. Institution Choice: MnSCU Two-Year College

The following table includes Minnesota State Grant Recipients in the categories highlighted		
Family Circumstances	Choice of Attendance Strategy	Choice of Institution Attended
Dependent Students	Registered for fewer than 30 credits during the fiscal year.	MnSCU 2-Year Colleges
Married with children		Minnesota Private For-Profit Institutions
Unmarried with children	Registered for at least 30 credits during the fiscal year.	MnSCU 4-Year Universities
Married with no children		University of Minnesota
Single independent students		Minnesota Private Non-Profit Institutions

Adjusted Gross Income	Number of Minnesota State Grant Recipients	Combined Federal Pell and Minnesota State Grant Awards (Million)	Minnesota State Grant Awards (Million)
Less than \$10,000	390	\$1.62	\$0.24
\$10,000 to \$19,999	356	\$0.72	\$0.42
\$20,000 to \$29,999	74	\$0.04	\$0.04
\$30,000 to \$39,999	1	\$0.00	\$0.00
\$40,000 to \$49,999	0	\$0.00	\$0.00
\$50,000 to \$59,999	0	\$0.00	\$0.00
\$60,000 to \$69,999	0	\$0.00	\$0.00
\$70,000 and Over	0	\$0.00	\$0.00
Total	821	\$2.39	\$0.71

Adjusted Gross Income is parental income for dependent students and student and spouse income for others.

Source: Minnesota Higher Education Services Office

2. Institution Choice: Minnesota Private For-Profit Institutions

The following table includes Minnesota State Grant Recipients in the categories highlighted		
Family Circumstances	Choice of Attendance Strategy	Choice of Institution Attended
Dependent Students	Registered for fewer than 30 credits during the fiscal year.	MnSCU 2-Year Colleges
Married with children		Minnesota Private For-Profit Institutions
Unmarried with children	Registered for at least 30 credits during the fiscal year.	MnSCU 4-Year Universities
Married with no children		University of Minnesota
Single independent students		Minnesota Private Non-Profit Institutions

Adjusted Gross Income	Number of Minnesota State Grant Recipients	Combined Federal Pell and Minnesota State Grant Awards (Million)	Minnesota State Grant Awards (Million)
Less than \$10,000	200	\$1.25	\$0.56
\$10,000 to \$19,999	201	\$0.80	\$0.65
\$20,000 to \$29,999	125	\$0.20	\$0.20
\$30,000 to \$39,999	2	\$0.00	\$0.00
\$40,000 to \$49,999	0	\$0.00	\$0.00
\$50,000 to \$59,999	0	\$0.00	\$0.00
\$60,000 to \$69,999	0	\$0.00	\$0.00
\$70,000 and Over	0	\$0.00	\$0.00
Total	528	\$2.26	\$1.42

Adjusted Gross Income is parental income for dependent students and student and spouse income for others.

Source: Minnesota Higher Education Services Office

3. Institution Choice: MnSCU Four-Year Universities

The following table includes Minnesota State Grant Recipients in the categories highlighted		
Family Circumstances	Choice of Attendance Strategy	Choice of Institution Attended
Dependent Students	Registered for fewer than 30 credits during the fiscal year.	MnSCU 2-Year Colleges
Married with children		Minnesota Private For-Profit Institutions
Unmarried with children	Registered for at least 30 credits during the fiscal year.	MnSCU 4-Year Universities
Married with no children		University of Minnesota
Single independent students		Minnesota Private Non-Profit Institutions

Adjusted Gross Income	Number of Minnesota State Grant Recipients	Combined Federal Pell and Minnesota State Grant Awards (Million)	Minnesota State Grant Awards (Million)
Less than \$10,000	185	\$0.90	\$0.23
\$10,000 to \$19,999	146	\$0.38	\$0.25
\$20,000 to \$29,999	25	\$0.03	\$0.02
\$30,000 to \$39,999	0	\$0.00	\$0.00
\$40,000 to \$49,999	0	\$0.00	\$0.00
\$50,000 to \$59,999	0	\$0.00	\$0.00
\$60,000 to \$69,999	0	\$0.00	\$0.00
\$70,000 and Over	0	\$0.00	\$0.00
Total	356	\$1.30	\$0.50

Adjusted Gross Income is parental income for dependent students and student and spouse income for others.

Source: Minnesota Higher Education Services Office

4. Institution Choice: University of Minnesota

The following table includes Minnesota State Grant Recipients in the categories highlighted		
Family Circumstances	Choice of Attendance Strategy	Choice of Institution Attended
Dependent Students	Registered for fewer than 30 credits during the fiscal year.	MnSCU 2-Year Colleges
Married with children		Minnesota Private For-Profit Institutions
Unmarried with children	Registered for at least 30 credits during the fiscal year.	MnSCU 4-Year Universities
Married with no children		University of Minnesota
Single independent students		Minnesota Private Non-Profit Institutions

Adjusted Gross Income	Number of Minnesota State Grant Recipients	Combined Federal Pell and Minnesota State Grant Awards (Million)	Minnesota State Grant Awards (Million)
Less than \$10,000	101	\$0.66	\$0.30
\$10,000 to \$19,999	83	\$0.37	\$0.29
\$20,000 to \$29,999	30	\$0.05	\$0.05
\$30,000 to \$39,999	1	\$0.00	\$0.00
\$40,000 to \$49,999	0	\$0.00	\$0.00
\$50,000 to \$59,999	0	\$0.00	\$0.00
\$60,000 to \$69,999	0	\$0.00	\$0.00
\$70,000 and Over	0	\$0.00	\$0.00
Total	215	\$1.08	\$0.64

Adjusted Gross Income is parental income for dependent students and student and spouse income for others.

Source: Minnesota Higher Education Services Office

5. Institution Choice: Minnesota Private Non-Profit Institutions

The following table includes Minnesota State Grant Recipients in the categories highlighted		
Family Circumstances	Choice of Attendance Strategy	Choice of Institution Attended
Dependent Students Married with children Unmarried with children Married with no children	Registered for fewer than 30 credits during the fiscal year.	MnSCU 2-Year Colleges Minnesota Private For-Profit Institutions MnSCU 4-Year Universities University of Minnesota
Single independent students	Registered for at least 30 credits during the fiscal year.	Minnesota Private Non-Profit Institutions

Adjusted Gross Income	Number of Minnesota State Grant Recipients	Combined Federal Pell and Minnesota State Grant Awards (Million)	Minnesota State Grant Awards (Million)
Less than \$10,000	222	\$1.56	\$0.74
\$10,000 to \$19,999	141	\$0.65	\$0.52
\$20,000 to \$29,999	75	\$0.16	\$0.16
\$30,000 to \$39,999	16	\$0.02	\$0.02
\$40,000 to \$49,999	0	\$0.00	\$0.00
\$50,000 to \$59,999	0	\$0.00	\$0.00
\$60,000 to \$69,999	0	\$0.00	\$0.00
\$70,000 and Over	0	\$0.00	\$0.00
Total	454	\$2.38	\$1.44

Adjusted Gross Income is parental income for dependent students and student and spouse income for others.

Source: Minnesota Higher Education Services Office

VI. Minnesota State Grant Recipients by Institution, Fiscal Year 2004

<u>System Attended</u>	<u>Institution</u>	<u>Number of MN State Grant Recipients</u>	<u>Total MN State Grants Received</u>
MnSCU Colleges	Alexandria Technical College	843	\$888,000
	Anoka Technical College	448	\$333,000
	Anoka-Ramsey Community College	972	\$725,000
	Central Lakes College	1,119	\$906,000
	Century College	1,441	\$864,000
	Dakota County Technical College	567	\$477,000
	Fergus Falls Community College	525	\$439,000
	Fond Du Lac Tribal and Community College	327	\$196,000
	Hennepin Technical College	713	\$428,000
	Hibbing Community College	537	\$378,000
	Inver Hills Community College	621	\$438,000
	Itasca Community College	427	\$313,000
	Lake Superior College	813	\$589,000
	Mesabi Range Community and Technical College	395	\$287,000
	Minneapolis Community and Technical College	1,996	\$1,105,000
	Minnesota State College-Southeast Technical	450	\$326,000
	Minnesota West Community and Technical College	766	\$696,000
	Normandale Community College	1,340	\$981,000
	North Hennepin Community College	1,095	\$702,000
	Northland Community and Technical College	646	\$494,000
	Northwest Technical College	1,538	\$1,291,000
	Pine Technical College	158	\$87,000
	Rainy River Community College	95	\$57,000
	Ridgewater College	1,693	\$1,526,000
	Riverland Community College	890	\$727,000
	Rochester Community and Technical College	1,208	\$904,000
	Saint Cloud Technical College	1,130	\$1,046,000
Saint Paul College	802	\$379,000	
South Central Technical College	802	\$666,000	
Vermillion Community College	163	\$134,000	
	Total MnSCU Colleges	24,520	\$18,382,000
MnSCU Universities	Bemidji State University	1,326	\$2,028,000
	Metropolitan State University	724	\$464,000
	Minnesota State University, Mankato	3,101	\$4,423,000
	Minnesota State University Moorhead	1,469	\$1,921,000
	Saint Cloud State University	3,190	\$4,244,000
	Southwest Minnesota State University	861	\$1,228,000
	Winona State University	1,397	\$2,645,000
	Total MnSCU Universities	12,068	\$16,953,000

<u>System Attended</u>	<u>Institution</u>	<u>Number of MN State Grant Recipients</u>	<u>Total MN State Grants Received</u>
University of Minnesota	University of Minnesota Crookston	367	\$806,000
	University of Minnesota Duluth	2,250	\$5,425,000
	University of Minnesota Morris	635	\$1,746,000
	University of Minnesota Twin Cities	6,115	\$15,141,000
	Total University of Minnesota	9,367	\$23,117,000
Private Non-Profit Institutions	American Indian OIC	23	\$8,000
	Augsburg College	748	\$2,148,000
	Bethany Lutheran College	203	\$662,000
	Bethel College	737	\$2,368,000
	Cardinal Stritch College	66	\$94,000
	Carleton College	108	\$366,000
	College of Saint Benedict	664	\$2,238,000
	College of Saint Catherine	1,387	\$2,906,000
	College of Saint Scholastica	947	\$2,978,000
	College of Visual Arts	75	\$203,000
	Concordia College, Moorhead	815	\$2,694,000
	Concordia University, Saint Paul	482	\$1,311,000
	Crossroads College	60	\$155,000
	Crown College	314	\$806,000
	Dunwoody Institute	863	\$1,686,000
	East Metro OIC	80	\$74,000
	Gustavus Adolphus College	723	\$2,384,000
	Hamline University	752	\$2,492,000
	Macalester College	154	\$507,000
	Martin Luther College	78	\$231,000
	Minneapolis College of Art and Design	160	\$508,000
	Minneapolis School of Massage and Body Work	46	\$51,000
	NAES College, Native American Education Services	Fewer than 10	\$4,000
	North Central University	275	\$794,000
	Northwestern College, Minnesota	754	\$2,310,000
	Northwestern Health Sciences University	18	\$24,000
	Oak Hills Christian College	91	\$270,000
	Pillsbury Baptist Bible College	85	\$236,000
	Presentation College	28	\$38,000
	Saint John's University	527	\$1,697,000
	Saint Mary's University of MN	317	\$1,037,000
	Saint Olaf College	526	\$1,777,000
Summit Academy OIC	34	\$45,000	
University of Saint Thomas	1,219	\$3,907,000	
Total Private Non-Profit Institutions	13,366	\$39,007,000	
Private For-Profit Institutions	Academy College	106	\$128,000
	Argosy University, Twin Cities	325	\$445,000
	Arrowhead Technology Solutions	Fewer than 10	\$3,000
	Art Institutes International Minnesota	587	\$1,415,000
	Aveda Institute	198	\$392,000
	Brown College	1,679	\$3,617,000
	Central Beauty School	53	\$88,000

<u>System Attended</u>	<u>Institution</u>	<u>Number of MN State Grant Recipients</u>	<u>Total MN State Grants Received</u>
	Cosmetology Careers Unlimited-Duluth	13	\$6,000
	Cosmetology Careers Unlimited-Hibbing	Fewer than 10	\$2,000
	Cosmetology Training Center, Mankato	32	\$66,000
	Duluth Business University	271	\$369,000
	Globe College	815	\$1,051,000
	Hastings Beauty School	17	\$26,000
	Herzing College, Minneapolis Drafting School Campus	311	\$523,000
	High-Tech Institute	643	\$1,443,000
	Hi-Class Beauty and Massage School	47	\$56,000
	Institute of Production and Recording	179	\$296,000
	ITT Technical Institute	31	\$21,000
	KRS Computer and Business School	21	\$13,000
	Midwest Career Institute	15	\$15,000
	Minneapolis Business College	275	\$740,000
	Minnesota School of Beauty	Fewer than 10	\$9,000
	Minnesota School of Business	1,632	\$2,004,000
	Minnesota School of Cosmetology	13	\$17,000
	Minnesota School of Barbering	39	\$60,000
	Model College of Hair Design	112	\$240,000
	Moler Barber School	25	\$25,000
	Musictech College	150	\$312,000
	Nail Tech and Beauty School	Fewer than 10	\$10,000
	National American University, Minnesota	505	\$854,000
	Northern Cosmetology Institute	27	\$51,000
	NTI School of CAD Technology	53	\$142,000
	Pro-Image Beauty School	19	\$24,000
	Rasmussen College Eagan	298	\$451,000
	Rasmussen College Mankato	322	\$471,000
	Rasmussen College Minnetonka	279	\$421,000
	Rasmussen College Saint Cloud	421	\$610,000
	Regency Beauty Institute Blaine	150	\$257,000
	Regency Beauty Institute Burnsville	85	\$149,000
	Regency Beauty Institute Maplewood	40	\$97,000
	Regency Beauty Institute St. Cloud	118	\$282,000
	Rochester School of Cosmetology	35	\$44,000
	Rita's Moorhead Beauty School	12	\$14,000
	Scot Lewis School - Bloomington	137	\$252,000
	Scot Lewis School - Plymouth	139	\$265,000
	Scot Lewis School of Cosmetology St. Paul	37	\$86,000
	Transportation Center for Excellence	Fewer than 10	\$3,000
	Total Private For-Profit Institutions	10,299	\$17,864,000
Total		69,620	\$115,323,000

*Rounded to the nearest \$1,000

