



# Completing the FAFSA



# Agenda

- Review
- Preparation
- Helpful Hints
- Parent Information
- Student/Parent Financials
- Common Errors
- Additional Resources



# What is Financial Aid?

**Financial aid comes in three forms:**

**Aid you must repay (loans)**

**2**

**1**

**Aid you don't repay  
(grants and scholarships)**

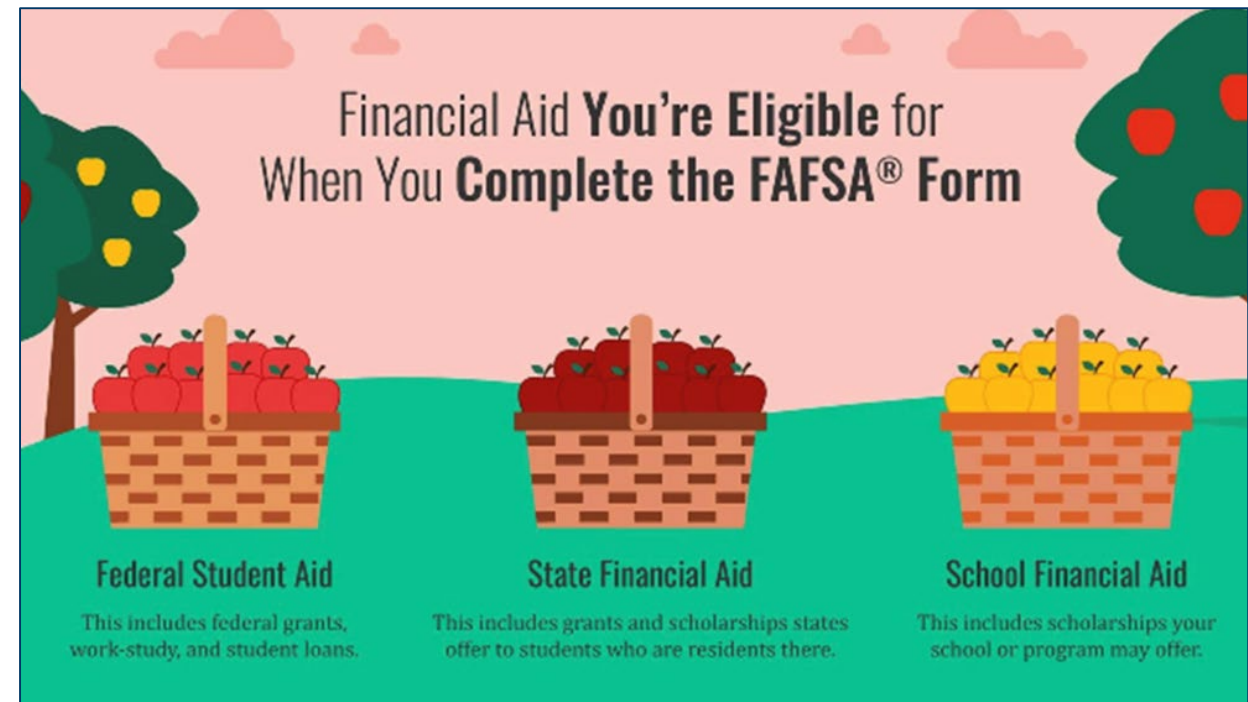
**3**

**Aid you earn  
(work study and  
military assistance)**

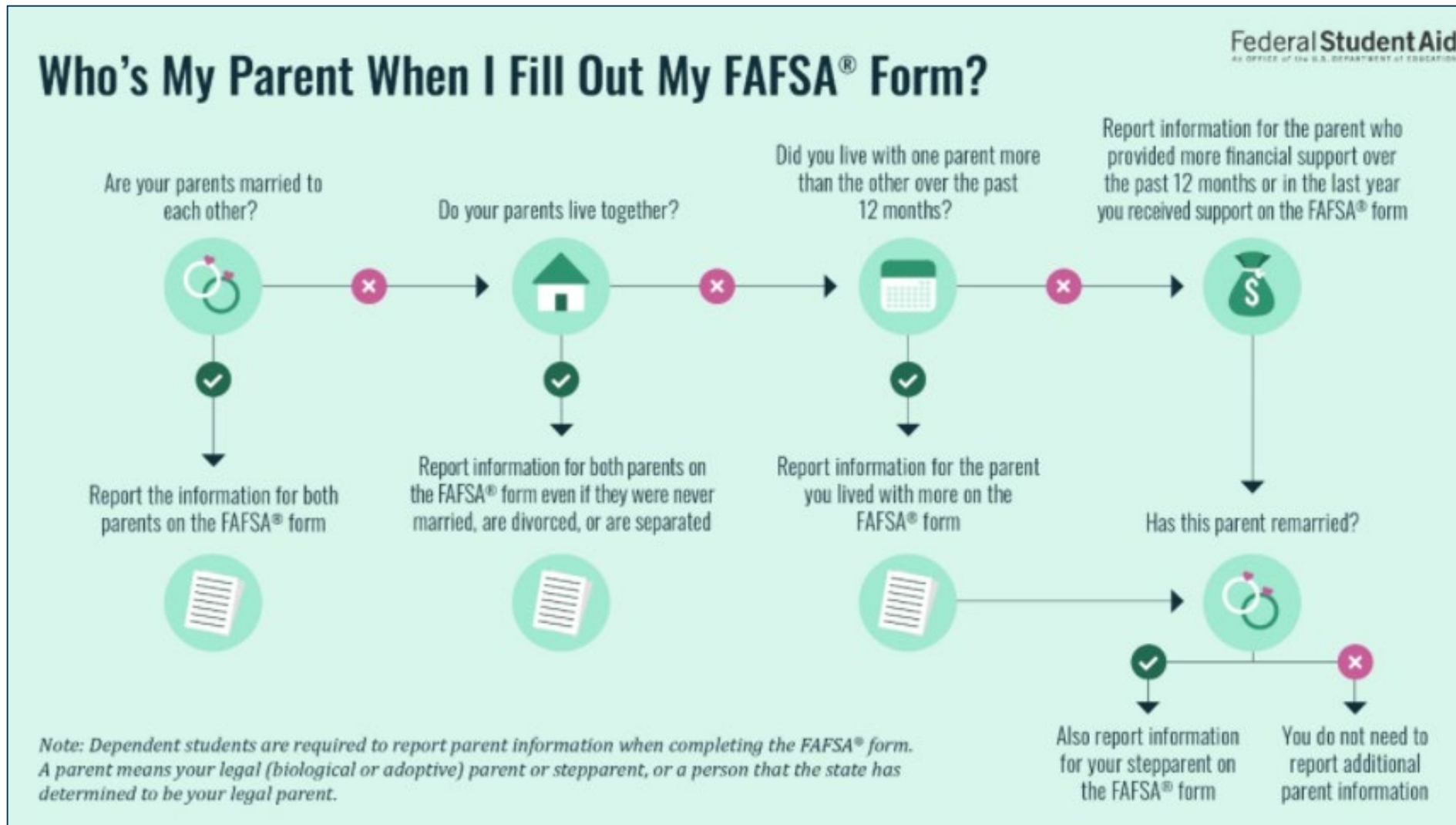
Image obtained from OHE:  
[http://www.ohe.state.mn.us/pdf/fin\\_aid\\_basics.pdf](http://www.ohe.state.mn.us/pdf/fin_aid_basics.pdf)

# What is FAFSA?

- **Free Application Federal Student Aid**
- Opens October 1<sup>st</sup>
- Students attending college during the 2022-2023 academic year
  - Current juniors will complete the 2023-2024 application (On or after Oct 1 2022)
- Studentaid.gov
- Complete each year



# Parent Information





# FAFSA Preparation

- Federal Student Aid ID (FSA ID)
- Social Security Number (SSN)
- Driver's License Number (if applicable)
- Federal Income Tax Return (2020)
- Untaxed income records
- Assets
- College list



# Federal Student Aid ID (FSA ID)

FSA ID = FSA Username and Password

[www.fsaaid.ed.gov](http://www.fsaaid.ed.gov)

- Used to sign FAFSA and Federal Student Loans
- FSA is unique to each individual tied to SSN
- Students
  - Helpful Hint– Do not use high school Email
- Parent
  - Helpful Hint–You may already have an FSA ID

## Create an Account (FSA ID)



Parents



Students



Borrowers

Whether you're a student, parent, or borrower, you'll need to create your own account to complete federal student aid tasks.

### What You Can Use Your Account For

- Filling out the *Free Application for Federal Student Aid (FAFSA®)* form
- Signing your *Master Promissory Note (MPN)*
- Applying for repayment plans
- Completing loan counseling
- Using the *Public Service Loan Forgiveness Help Tool*

### Items Needed to Create an Account

- Social Security number
- Your own mobile phone number and/or email address

Get Started

or

Log In

# FAFSA Forms

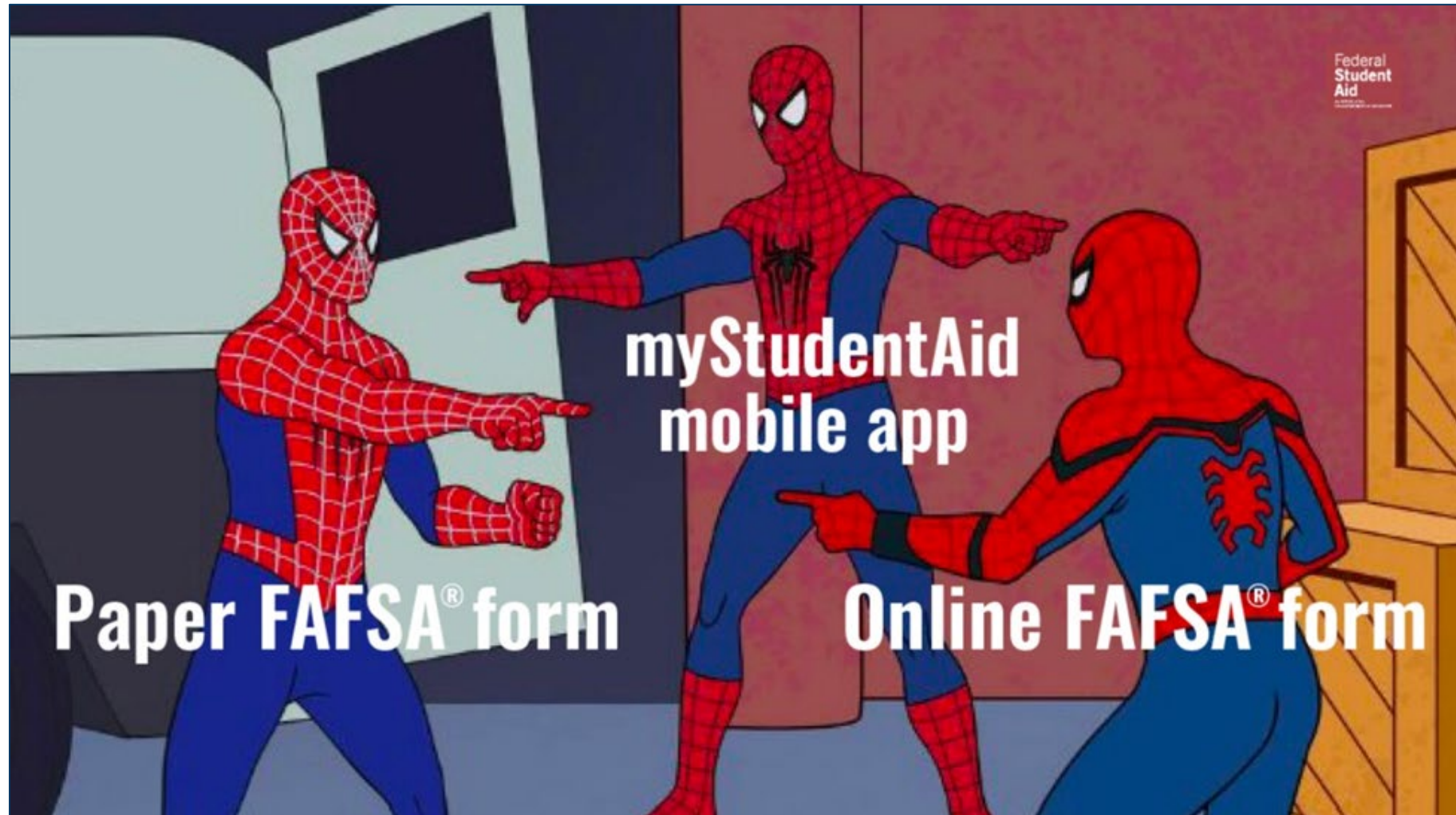


Image obtained from Federal Student Aid: <https://twitter.com/FAFSA/status/1471533099687239684/photo/1>



# FAFSA

## Complete the FAFSA® Form

Use the *Free Application for Federal Student Aid* (FAFSA®) form to apply for financial aid for college or graduate school.

### New to the FAFSA® Process?

Completing the FAFSA form is free. Fill it out now.

[Start Here](#)

### Returning User?

[Correct info](#) | [Add a school](#)

[View your Student Aid Report \(SAR\)](#)

[Log In](#)

Carrier 12:14 PM

< Back

## myStudentAid

Federal Student Aid  
AN OFFICE OF THE U.S. DEPARTMENT OF EDUCATION

FSA ID Username or E-mail

[Forgot username?](#)

FSA ID Password

[Forgot password?](#)

LOG IN

[Create an FSA ID account](#)

[Learn more about the FSA ID](#)

# Error Messages

- May be unavailable from Saturday at 7 PM through Sunday at 11 AM EST
- Click “Start Over” instead of “continue” at the beginning of the form
- Clear your cache
- Try a different web browser
- Download the myStudentAid app
- Call 1-800-433-3243

## What to Do If You're Receiving an Error Message When Completing Your FAFSA® Form

- ✓ Make sure you're not submitting your form when the system is down.
- ✓ If you're still seeing an error message, try the following:
  - ✓ If you're renewing, start over with a new FAFSA® form.
  - ✓ Submit your FAFSA® form via the myStudentAid mobile app.
  - ✓ Click “Start Over” instead of “Continue”.
  - ✓ Use a different browser or clear your cache.
- ✓ If none of the above work, call 1-800-433-3243.



Federal Student Aid  
AN OFFICE OF THE U.S. DEPARTMENT OF EDUCATION



# Studentaid.gov Login

Log In ➞

FSA ID Username, Email, or Mobile Phone



[Forgot My Username](#)

Password

Show Password




[Forgot My Password](#)

Log In

or


[Create an Account](#)

# Forgotten Username/Password



## HOW TO RECOVER YOUR USERNAME

- 1 On the log in page, select “Forgot My Username.”
- 2 You will have the option to retrieve your username with a secure code sent to your verified email or phone number, or by answering the challenge questions associated with the account.
- 3 Once verified, you will retrieve your username and can return to the log in page.



## HOW TO RESET YOUR PASSWORD

- 1 On the log in page, select “Forgot My Password.”
- 2 Similar to forgetting your username, you will be required to enter a secure code sent to your verified email or phone number, or to answer the challenge questions associated with the account, but heads up: there will be a 30-minute delay if you choose the challenge questions.
- 3 Once verified, you will be able to reset your password.
- 4 When your password is reset, you can return to the log in page.

**Federal Student Aid**  
AN OFFICE OF THE U.S. DEPARTMENT OF EDUCATION

# Save Key

- Temporary password
  - Between 4-8 characters long
  - Combination of numbers and letters



**2022-23 FAFSA® Form**

Continue Student's 2022-23 FAFSA® Form

Enter the save key you created when you began your 2022-23 FAFSA form.

Save Key

Show ?

[I forgot my save key.](#)

[Previous](#) [Continue](#)



# Identify Yourself

Tell us about yourself.

[? Help](#)

[Exit FAFSA Form](#)



I am a student and want to access the FAFSA form.



I am a parent filling out a FAFSA form for a student.



I am a preparer helping a student fill out his or her FAFSA form.



# 2022-23 Form

## Introduction - 2022-23 FAFSA® Form

Let's get started!

Review the resources below to help complete your FAFSA form.

 Expand All

Important Information about renewing your FAFSA® form



How can I get help completing my FAFSA® form?



How many steps does it take to complete my FAFSA® form?



How long will it take to complete my FAFSA® form?



Can I save my FAFSA® form if I can't finish it?



What documents do I need to complete the FAFSA® form?



How do I sign the FAFSA® form?



What is FAFSA web's security and privacy?



Continue

# Helpful Hints

- Question bubbles
- Aidan

Hi there! I'm Aidan®, the financial aid virtual assistant. How can I help you today?



Info about loan payments resuming

Help with the FAFSA® form

I want my loan and grant info


I have a different question...



# FAFSA Sections

- Student Demographics
- School Selection
- Dependency Status
- Parent Demographics
- Parents Financials
- Student Financials
- Sign & Submit




Are you interested in being considered for work-study? 

☒ Yes

☐ No

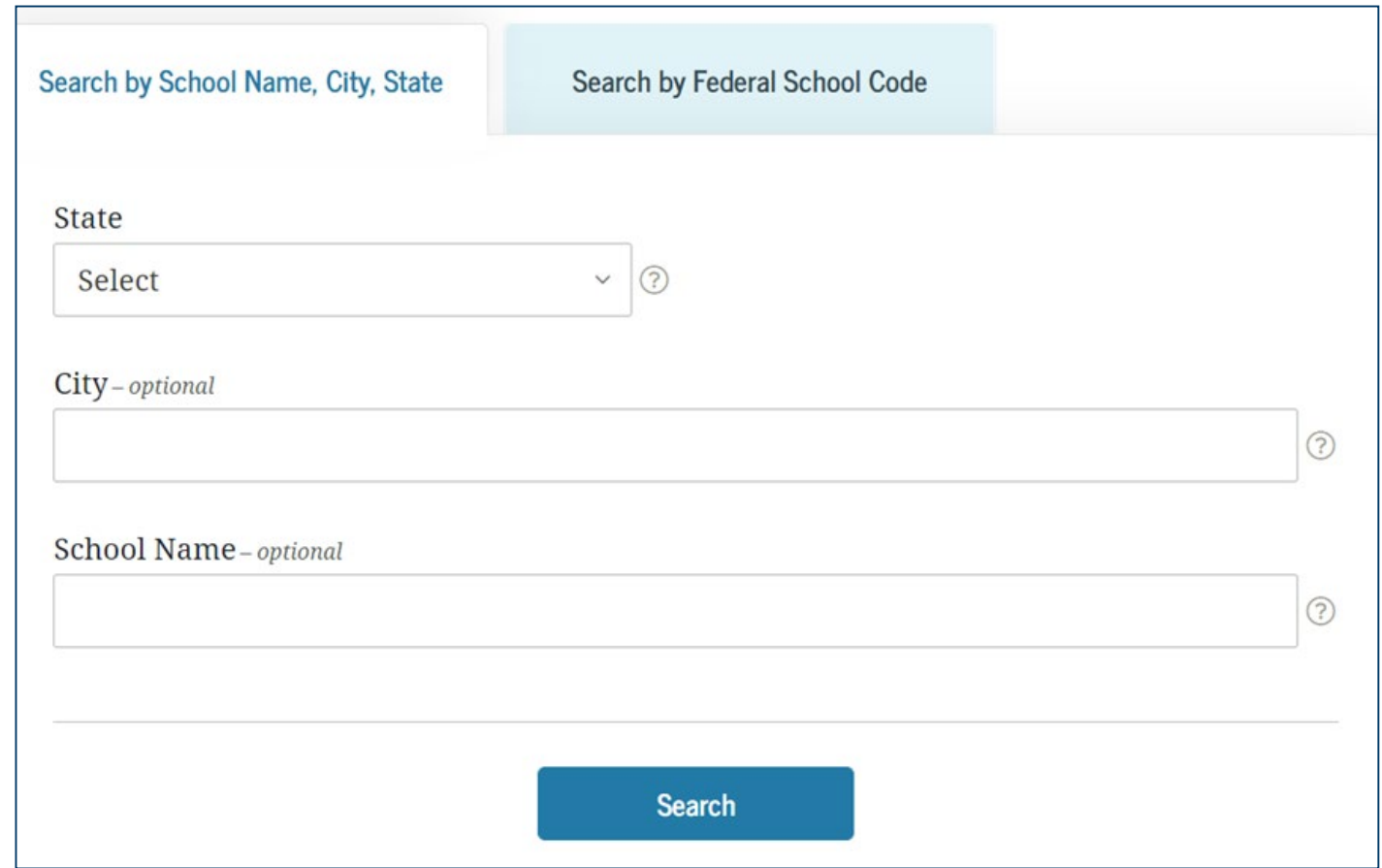
☐ Don't know





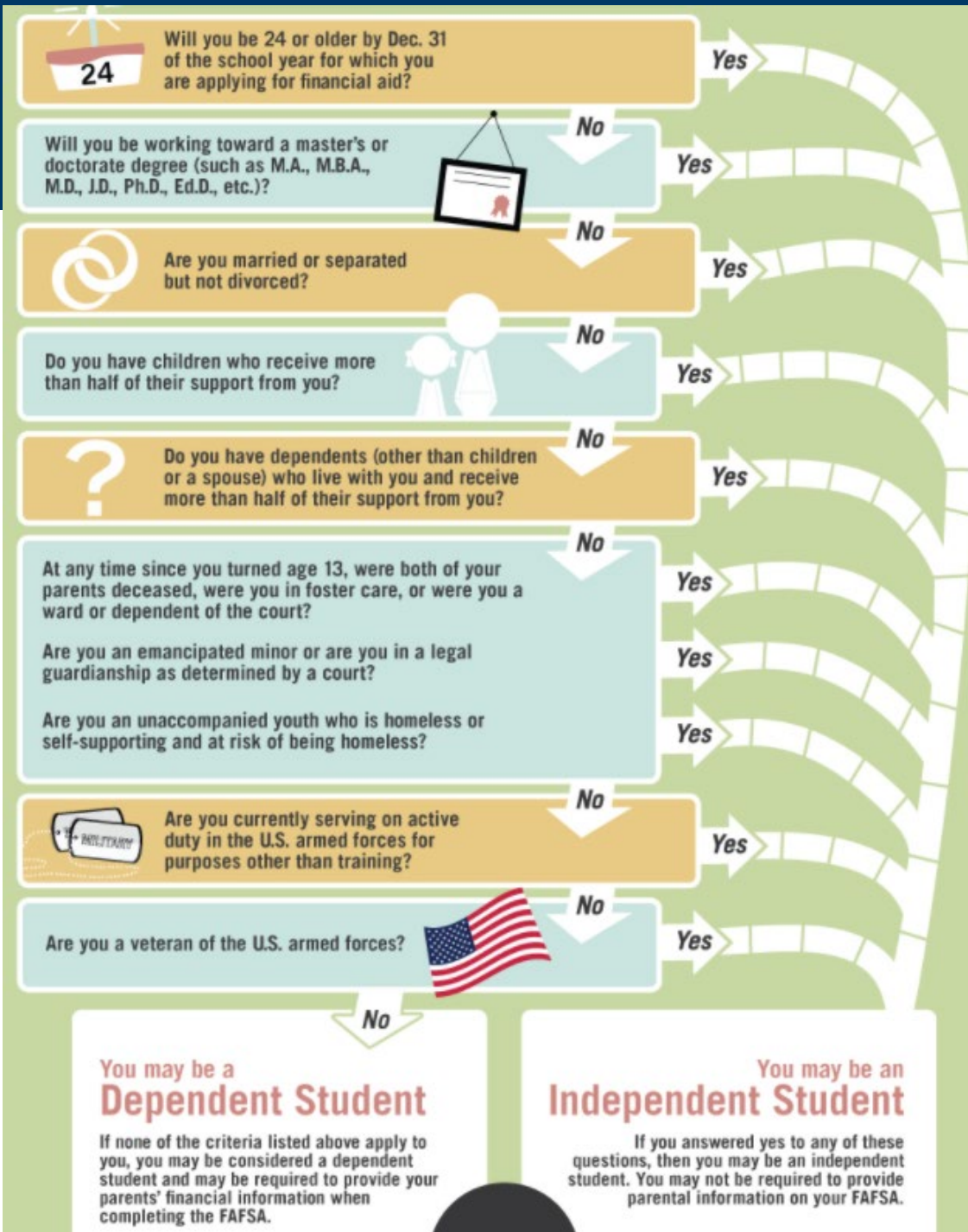
# School Selection

- List at least one college
- List up to 10 colleges
  - You can add additional later

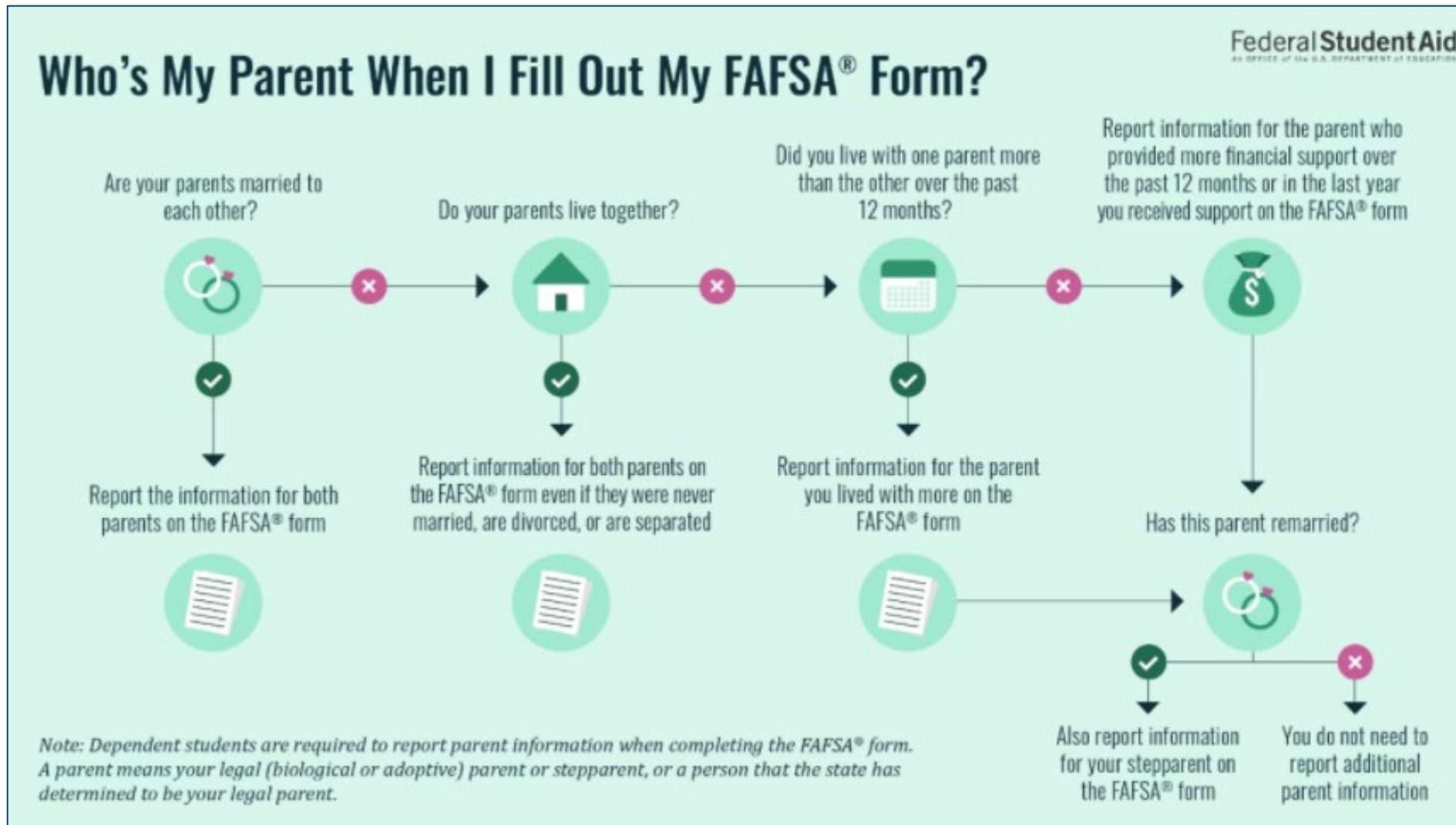


The screenshot shows a web form for school selection. At the top, there are two tabs: "Search by School Name, City, State" (which is active) and "Search by Federal School Code". Below the tabs, there are three input fields: a "State" dropdown menu with "Select" as the current selection, a "City - optional" text input field, and a "School Name - optional" text input field. Each of these three fields has a small question mark icon to its right. At the bottom right of the form is a blue "Search" button.

# Dependent or Independent



# Parent Demographics



# Parent Demographics



Widowed  
Stepparent



Grandparents



Foster Parents



Legal Guardians



Older Brothers  
or Sisters



Aunts or Uncles

Source: "Reporting Parent Information." Federal Student Aid.  
<https://studentaid.gov/apply-for-aid/fafsa/filling-out/parent-info>.

# Household Size

- Yourself
- Parents
- Children (other than yourself)
  - Even if they don't live with your parents
  - Receive more than half their support from parents between July 1, 2021 and June 30, 2022
- Dependents





You should use your 2020 tax return information when completing the 2022–23 FAFSA® form.

You should **NOT** update your FAFSA® form after filing your 2021 taxes.

Federal  
Student  
Aid  
AN OFFICE OF THE  
U.S. DEPARTMENT OF EDUCATION



# IRS Data Match with FSA ID

Based on your response, we recommend that you, the parents, transfer your information from the IRS into this FAFSA. [How you filed your taxes](#) can affect whether your tax return information is available to transfer.

Enter your FSA ID and click **Link To IRS**.

Which parent are you?

Parent 1 (Father/Mother/Stepparent) ▾

What is your (the parent's) FSA ID?

FSA ID Username or Verified E-mail  
Address

FSA ID Password

[Create an FSA ID](#)  
[Forgot Username](#)  
[Forgot Password](#)

**LINK TO IRS**

- Cash, savings, checking
  - As of the day you are completing the FAFSA
- Investments & Real Estate
  - Stocks, bonds, cryptocurrency
  - 529 plans
    - Account owner reports
  - Rental properties
- Business



# Assets Not Included

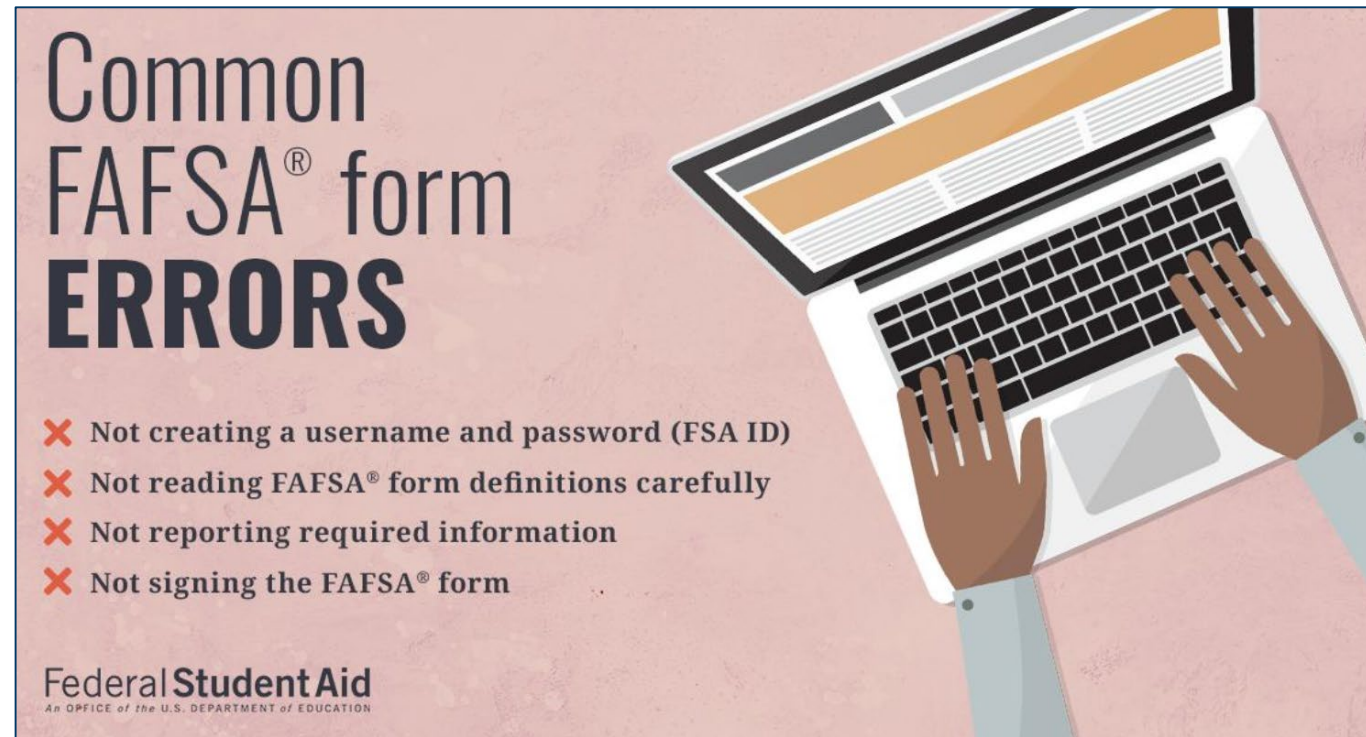
- Your home
- Retirement plans
  - 401K
  - Pension plans
  - Annuities
- Life insurance
- Family farm
- Stimulus check





# Common FAFSA Errors

- Confusing student and parent information
- Entering incorrect address
- Entering information that doesn't match with Social Security Administration database
- Amount of federal income tax
- Overreporting assets
- Not filing by the deadline
- Not signing the FAFSA form





# FAFSA Deadlines

- College
  - Varies
- State
  - Varies
- Federal
  - June 30, 2023



**The FAFSA® Form Deadlines**

**The College Deadline**  
College deadlines vary from school to school, but usually come well before the academic year starts. If you're applying to multiple colleges, look up each school's FAFSA® deadline and apply by the earliest one.

**The State Deadline**  
Each state has its own FAFSA® deadline, and you can look up yours at StudentAid.gov. Many of these states have limited funds and offer financial aid until they run out, so apply as soon as you can.

**The Federal Deadline**  
The federal deadline is June 30th, 2023 for the 2022-23 academic year. While it is a later deadline, a few federal student aid programs have limited funds, so you should apply as soon as you can.

Federal Student Aid  
U.S. DEPARTMENT OF EDUCATION

# Signing the FAFSA

✓  
School Selection

✓  
Dependency Status

✓  
Parent Demographics

✓  
Parent Financials

✓  
Student Financials

7  
Sign & Submit

SIGN & SUBMIT

FAFSA<sup>®</sup> Summary

i

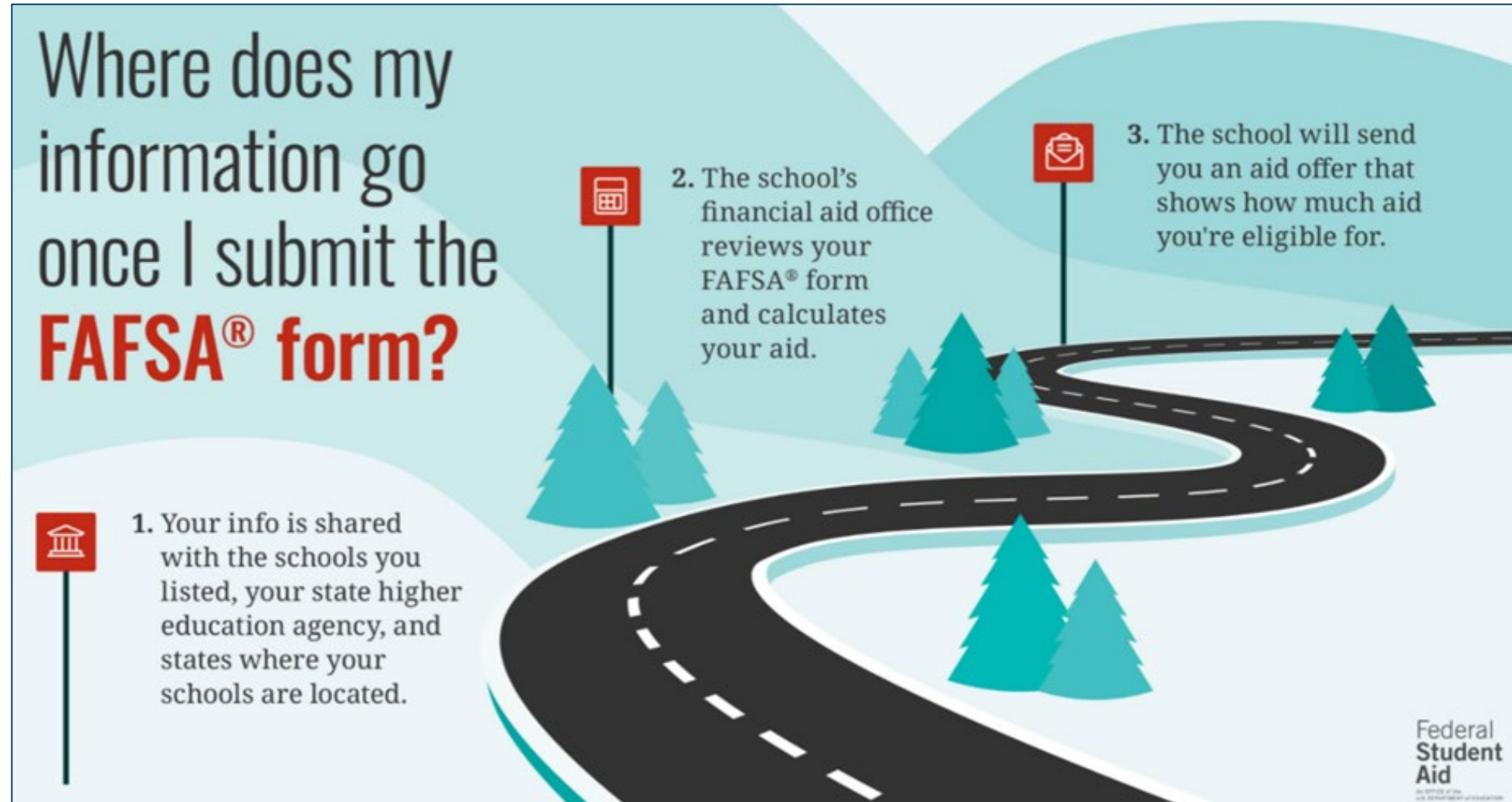
You're not done yet!

You still need to submit your FAFSA<sup>®</sup> form. After you print this page, select "Continue" to sign your FAFSA form.

FAFSA Summary: 2022–23

Student ID: .....0017 TE

# Next Steps



# Next Steps

- Celebrate
- 3-5 days for FAFSA to process
  - Review Student Aid Report (SAR)
- Work with college/university
  - Verification
  - Special Circumstances
  - MN State Grant Questionnaire
- Add additional colleges





# Help when you need it

- High School counselors
- College and career centers
- 800-4-FED-AID



# Contact Us



**Shawn Reynolds**

State Financial Aid Program Administrator  
Minnesota Office of Higher Education  
[shawn.reynolds@state.mn.us](mailto:shawn.reynolds@state.mn.us)



**Tara Pribnow**

The College Place Director  
ECMC  
[tpribnow@ecmc.org](mailto:tpribnow@ecmc.org)