

GETTING PREPARED

2016

MINNESOTA
SLEDS

Statewide Longitudinal
Education Data Systems

<http://www.ohe.state.mn.us/>

RECENT HIGH SCHOOL GRADUATES AND DEVELOPMENTAL COURSES

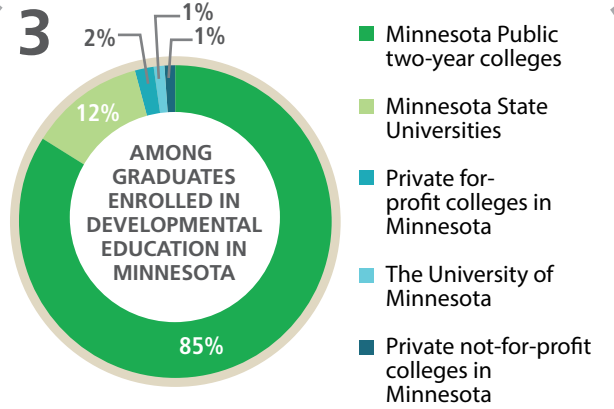
THE TERM 'COLLEGE' IS USED TO REFERENCE ANY TYPE OF POSTSECONDARY INSTITUTION, INCLUDING BOTH ACADEMIC AND VOCATIONAL TRAINING.

ALL INFORMATION IS FROM THE MINNESOTA PUBLIC HIGH SCHOOL CLASS OF 2013.
COLLEGE ENROLLMENT AND DEVELOPMENTAL EDUCATION ACTIVITY ARE WITHIN TWO YEARS OF GRADUATION.

1 77% OF HIGH SCHOOL GRADUATES GO TO COLLEGE.



2 26% OF HIGH SCHOOL GRADUATES ENROLLED IN ONE OR MORE DEVELOPMENTAL COURSES.



4 MINNESOTA DOES WELL IN MOVING STUDENTS FROM HIGH SCHOOL TO COLLEGE. HOWEVER, GAPS IN ENROLLMENT EXIST FOR KEY GROUPS OF STUDENTS, INCLUDING STUDENTS OF COLOR AND LOWER INCOME STUDENTS.

5 COMPLETION RATES FOR DEVELOPMENTAL EDUCATION ENROLLEES HAD SIXTH YEAR COMPLETION RATES RANGING FROM 44% AT FOR-PROFIT INSTITUTIONS TO 73% AT STATE UNIVERSITIES.



\$\$\$\$

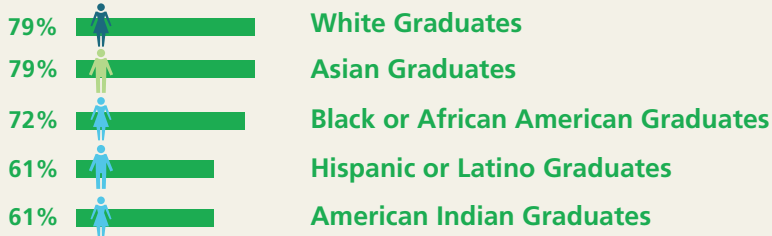
6 TOTAL TUITION INCURRED BY STUDENTS ENROLLING IN DEVELOPMENTAL EDUCATION AT MINNESOTA'S PUBLIC INSTITUTIONS WAS \$11,806,000 FOR THE CLASS OF 2013.

\$\$\$\$

ENROLLING IN COLLEGE


RACE/ETHNICITY

Graduates of color enrolled in college at lower rates than their White peers.



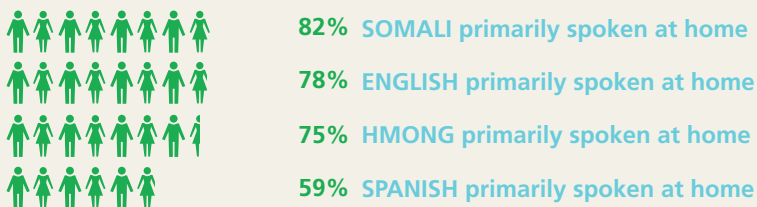
FREE AND REDUCED PRICE LUNCH GRADUATES DURING SENIOR YEAR OF HIGH SCHOOL

Graduates not enrolled in free or reduced price lunch enrolled in college at higher rates.



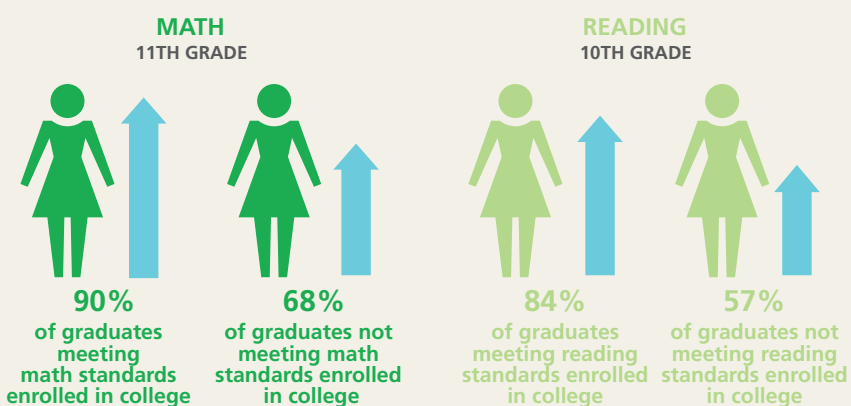
LANGUAGE SPOKEN AT HOME

Graduates who spoke Somali at home had higher rates of college enrollment than other primary language groups.



TESTING

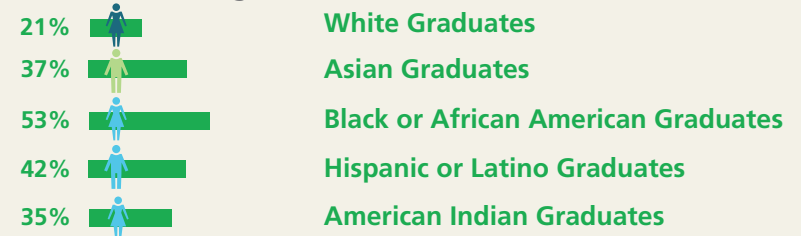
High school graduates meeting the standards on statewide accountability tests have higher college enrollment rates.



DEVELOPMENTAL EDUCATION

RACE/ETHNICITY

Graduates of color enrolled in developmental education at higher rates than White graduates.



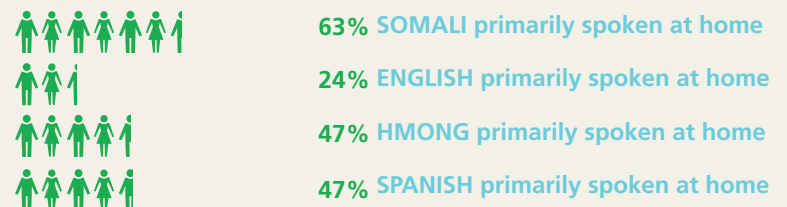
FREE AND REDUCED PRICE LUNCH GRADUATES DURING SENIOR YEAR OF HIGH SCHOOL

Graduates enrolled in free or reduced price lunch enrolled in developmental education at higher rates.



LANGUAGE SPOKEN AT HOME

Graduates whose primary home language was not English enrolled in developmental education at rates higher than English speakers.



TESTING

High school graduates meeting the standards on statewide accountability tests have lower developmental education rates compared to students not meeting the standards.

