

## COLLEGE ENROLLMENT

### KEY POINTS IN THIS SECTION

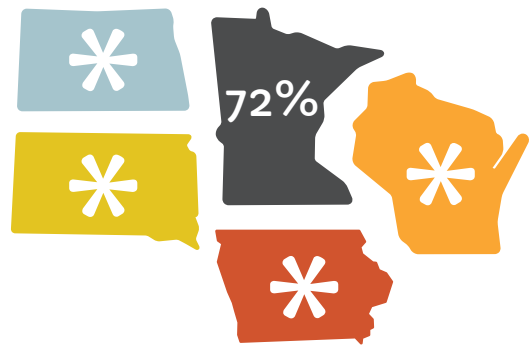
- In 2014, 69 percent of Minnesota public high school graduates enrolled in postsecondary education in the fall term after high school
- 72 percent chose a postsecondary institution in Minnesota.
- Postsecondary institutions in states bordering Minnesota were popular choices for Minnesota high school graduates enrolling out of state.

### College Participation Rate

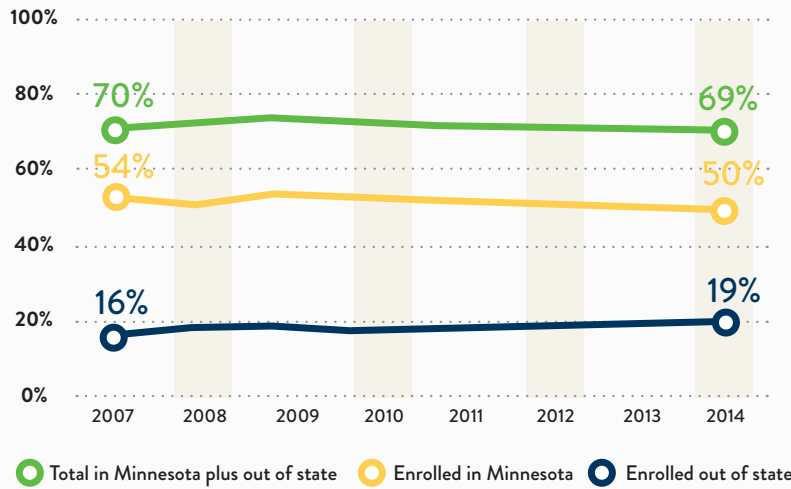
The college participation rate measures the percent of high school graduates enrolling in college in the fall immediately upon graduation.

The college participation rate for the 2014 Minnesota public high school graduating class was 69 percent. The rate includes students enrolling in Minnesota and out of state and at all types of colleges from vocational two-year to four-year. College participation rates leave out students not graduating from high school.

Minnesota's performance on this measure may indicate the effectiveness of college awareness initiatives, the success of college recruiting and outreach targeted to Minnesota high school students, and the academic preparation of high school students.



College Participation of Minnesota Public High School Graduates Steady, Class of 2007-2014



SOURCE: Statewide Longitudinal Education Data System



**Notable differences exist in college participation by race and ethnicity.**

White and Asian public high school graduates enrolled in Minnesota postsecondary institutions at rates higher than other populations. Since there are large gaps in Minnesota public high school graduation rates by race/ethnic background even less students who are American Indian, Black and Hispanic attend college than their White and Asian younger aged peers.

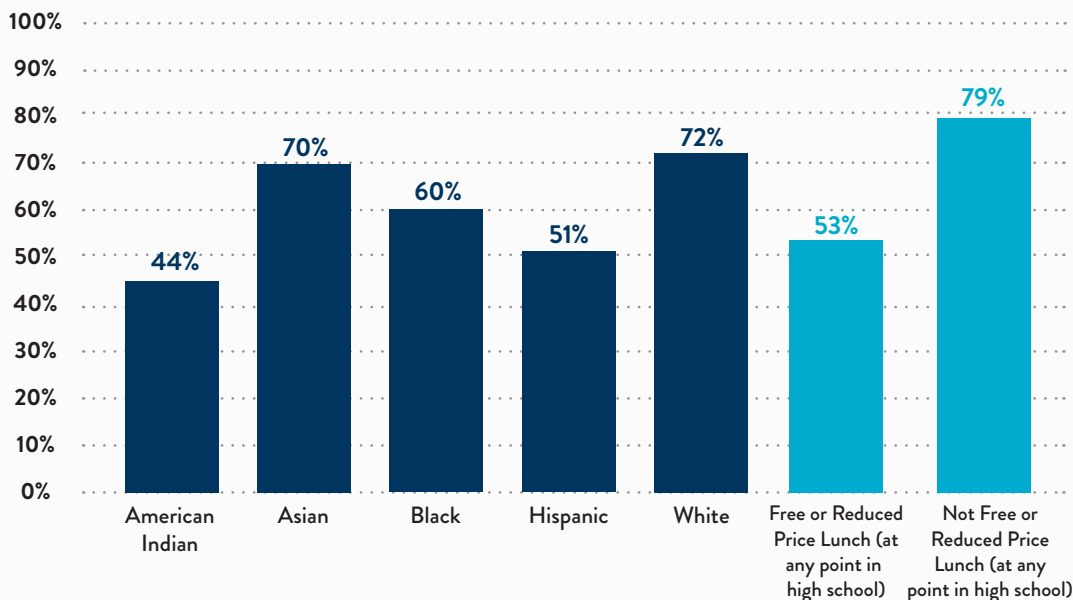
Nationally, immediate enrollment in college also varies by race and ethnicity. Of the three million high school graduates in 2013, 66 percent, enrolled in college the following fall. White student college enrollment (67 percent) was higher than the rate for those who were Black (57 percent). The national rate for those

who were Hispanic (66 percent) was similar to White students. The immediate college enrollment rate for Asians (81 percent) was higher than the rates for Whites, Blacks, and Hispanics in 2013 and in each year since 2003.

There are large differences in college participation by family income. Income of Minnesota public high school graduates is measured by whether the student enrolled in free or reduced price lunch at any time during high school. College participation rates for high school graduates not receiving free or reduced price lunch was 26 percent higher than students who received free or reduced price lunch.

College participation gaps by family income are also reported nationally. The college participation rate for high school graduates from high-income families (80 percent) was 31 percentage points higher than the rate for those from low-income families (49 percent).

**Class of 2014 Minnesota Public High School Graduates Enrolled in College in Fall 2014 Higher for White Students**



SOURCE: Statewide Longitudinal Education Data System



**DATA SUGGESTS**

Fewer students from low-income families participate in college.

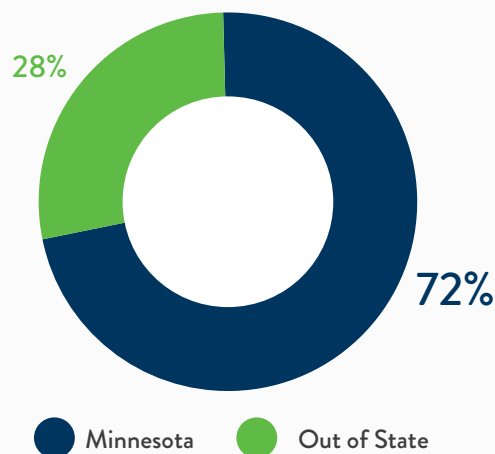
**Where Students Enroll**



*Staying close to home is the choice for most high school graduates enrolling in college.*

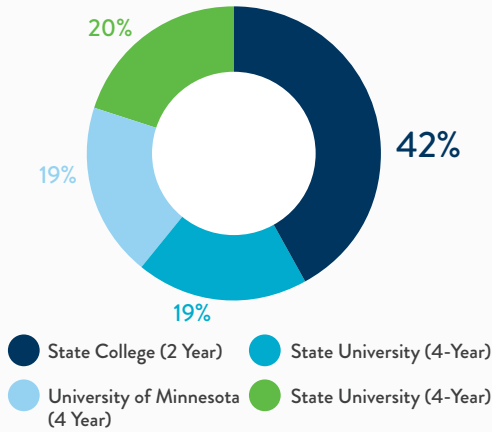
Of Minnesota's public high school class of 2014, 72 percent chose to attend in Minnesota and 28 percent enrolled out of state. Students tend to choose locations they know and may stay close to home to be near their families and friends. It is often cheaper to attend college in-state due to in-state tuition and state-funded financial aid programs. In Minnesota's case the Minnesota State Grant Program is available only to undergraduates attending a Minnesota institution. Staying closer to home also lowers additional travel expenses.

**Minnesota Colleges Top Choice for 2014 Minnesota Public High School Graduates Enrolled in Fall 2014**



SOURCE: Statewide Longitudinal Education Data System

**58% of 2014 Minnesota High School Graduates Staying in Minnesota Attended a 4-Year Institution in Fall 2014**



SOURCE: Statewide Longitudinal Education Data System

Note: 28,826 Minnesota public high school graduates attended 121 Minnesota institutions

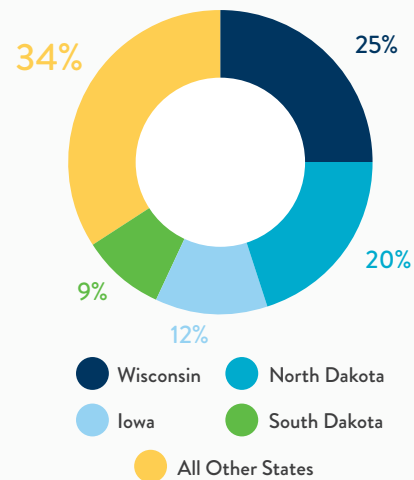


**Four-year colleges in Minnesota were the most popular type of institution attended by 58 percent of high school graduates staying in Minnesota.**

The University of Minnesota-Twin Cities campus enrolled the largest number of 2014 Minnesota high school graduates.

The most popular destinations for Minnesota high school graduates enrolling out of state were institutions located in states bordering Minnesota. Institutions in Iowa, North Dakota, South Dakota and Wisconsin enrolled 65 percent of Minnesota’s graduates enrolling out

**Border States were Top Destinations for 2014 Minnesota High School Graduates Attending College out of State in Fall 2014**



Source: U.S. Department of Education, IPEDS Enrollment Survey

Note: 13,277 Minnesota public and private high school graduates attended 884 out-of-state institutions.

of state. North Dakota State University-Fargo enrolled the most Minnesota high school graduates attending out of state from 2011 through 2014. Many Minnesota residents take advantage of statewide tuition reciprocity agreements Minnesota has with North Dakota, South Dakota and Wisconsin.

Of the Minnesota high school graduates enrolling in out-of-state institutions not adjacent to Minnesota’s border, attendance was scattered across the country. Institutions located in the Rocky Mountain region (Colorado, Montana, Utah and Wyoming) have been popular destinations for recent Minnesota high school graduates, followed by other institutions in the Midwest (Illinois, Indiana, Michigan and Ohio) and the Southwest region (Arizona) of the U.S.