



# Grants for Students with Intellectual and Developmental Disabilities Annual Report

February 15, 2025

**Author****Shannon Olson**

Financial Aid Program Administrator

Tel: 651-355-0611

[Shannon.I.olson@state.mn.us](mailto:Shannon.I.olson@state.mn.us)

**About the Minnesota Office of Higher Education**

The Minnesota Office of Higher Education is a cabinet-level state agency providing students with financial aid programs and information to help them gain access to postsecondary education. The agency also serves as the state's clearinghouse for data, research and analysis on postsecondary enrollment, financial aid, finance and trends.

The Minnesota State Grant Program is the largest financial aid program administered by the Office of Higher Education, awarding more than \$210 million in need-based grants to Minnesota residents attending accredited institutions in Minnesota. The agency oversees tuition reciprocity programs, a student loan program, Minnesota's 529 College Savings Plan, licensing and early college awareness programs for youth.

**About This Report**

This is a legislative-mandated report. As requested by Minnesota Statutes, section 3.197, this report cost approximately \$1,279.04 to prepare, including staff time.

**Minnesota Office of Higher Education**

1450 Energy Park Drive, Suite 350

Saint Paul, MN 55108-5227

Tel: 651.642.0567 or 800.657.3866

TTY Relay: 800.627.3529

Fax: 651.642.0675

Email: [info.ohe@state.mn.us](mailto:info.ohe@state.mn.us)

# Contents

---

Executive Summary	1
Introduction	2
Financial Overview	3
Program Requirements	4
Postsecondary Institution Eligibility	4
Student Eligibility	4
Application Process	5
Award Process and Formula	5
Awards	7
Overview	7
Fiscal Year 2024	10
Student Demographics	11
Age	11
Dependency Status	11
Gender	11
Racial/Ethnic Origin	11
Income Groups	12
Appendix A: Minnesota Statutes Governing Grants for Students with Intellectual and Developmental Disabilities	13
Appendix B: Federal Regulations Governing Financial Assistance for Students with Intellectual Disabilities	14
Appendix C: Prior Fiscal Year Data	15
Appendix D: Minnesota Inclusive Higher Education Consortium 2025 Annual Report	19
Appendix E: Minnesota Office of Higher Education Data Suppression Policy for Student Information	21

## Executive Summary

---

The Grants for Students with Intellectual and Developmental Disabilities (ID Grant) program provides financial assistance to eligible Minnesota resident students with intellectual and developmental disabilities who attend eligible Minnesota postsecondary institutions. The grant program was established in fiscal year 2018 and has received \$1,600,000 total in state appropriations. Below are some highlights from the program:

- A total of 161 unique students have benefited from ID Grant awards. Students who received the award in multiple years were not counted twice.
- Since program inception, fiscal year 2023 had the largest ID Grant student population with 40 eligible students.
- The average annual ID Grant award for fiscal year 2024 was \$5,624.43 per student.

The Minnesota Office of Higher Education consults with institutions and stakeholders to understand how best to support students with intellectual and developmental disabilities in their education goals. One stakeholder group, Minnesota Inclusive Higher Education Consortium (MIHEC) is “committed to expanding Minnesota postsecondary education enrollment options to all interested youth, young adults, and adults with intellectual and developmental disabilities (ID/DD).” MIHEC has written a detailed report located in [Appendix C](#) about their resources and efforts to “remove barriers so that Minnesota’s inclusive higher education initiatives are accessible to students with ID/DD from diverse ethnic, cultural, linguistic, geographic, and socio-economic backgrounds.”

Per statute requirements, the Minnesota Office of Higher Education submits this report annually by February 15 to legislative committees with jurisdiction over higher education finance and policy. The report includes, at minimum: (1) the number of students receiving an award; (2) the average and total award amounts; and (3) summary demographic data on award recipients.

## Introduction

---

The Grants for Students with Intellectual and Developmental Disabilities (ID Grant) was established by the 2017 Minnesota Legislature (<https://www.revisor.mn.gov/statutes/cite/136A.1215>) to provide financial assistance toward tuition and fees to postsecondary students with intellectual and developmental disabilities enrolled in a Comprehensive Transition & Postsecondary (CTP) program at an eligible Minnesota postsecondary institution. Programs at three institutions have qualified for the ID Grant during each fiscal year:

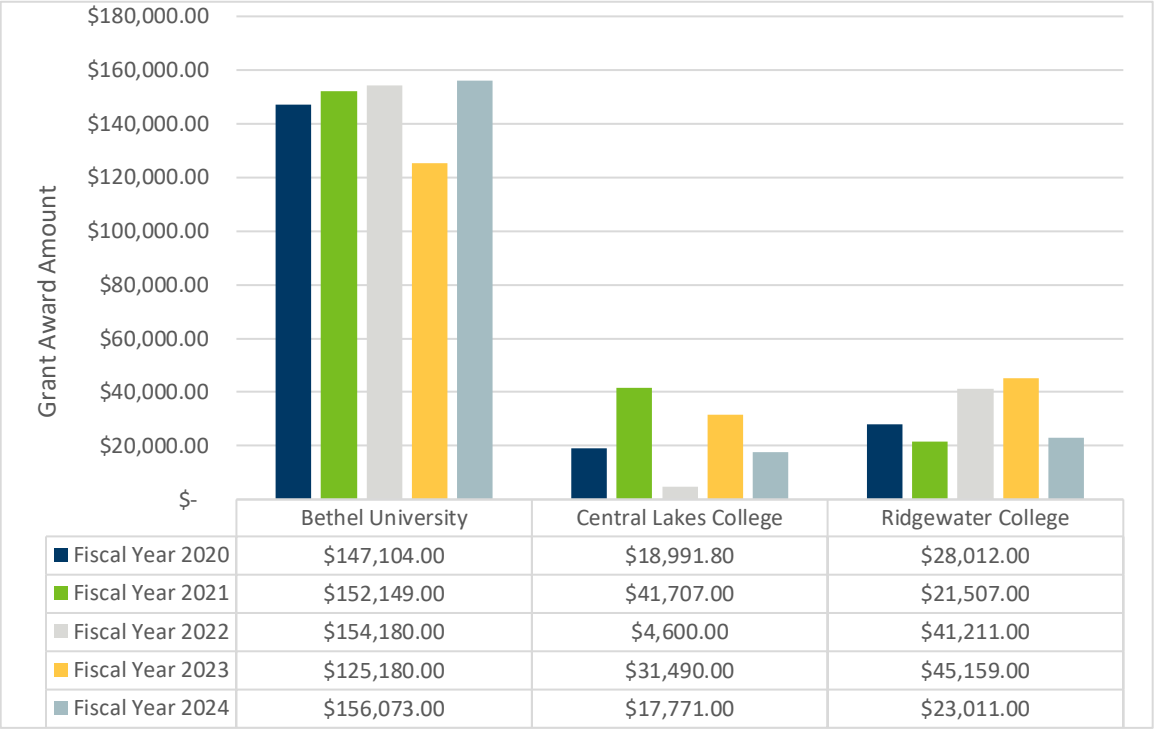
- Bethel University – Saint Paul
  - Bethel University Integrated Learning and Development (BUILD) Program
    - <https://www.bethel.edu/academics/build/>
- Central Lakes College – Brainerd
  - Occupational Skills Program (OSP)
    - <http://www.clcmn.edu/occupational-skills-diploma-2/>
- Ridgewater Community College – Willmar
  - Occupational Skills Program (OSP)
    - <https://ridgewater.edu/academics/areas-of-study/occupational-skills/>

The Minnesota Office of Higher Education (OHE) is responsible for issuing program guidance and providing funding awards to institutions. Institutions are responsible for meeting program deadlines set by OHE, identifying students, calculating awards, distributing award notifications, disbursing awards, adjusting awards, and refunding excess funds to OHE.

# Financial Overview

The biennial appropriation for ID Grant for fiscal years (FY) 2024 and 2025 was \$400,000 (\$200,000 per year). The appropriation did not include funds for administrative costs. Total ID Grant disbursed to institutions for FY24 was \$196,855. FY 25 is currently in progress.

**Figure 1. Awards per Institution for Fiscal Years 2020 through 2024 - Grants for Students with Intellectual and Developmental Disabilities**



# Program Requirements

---

## Postsecondary Institution Eligibility

To be eligible to award an ID Grant, an institution must meet all of the following conditions:

- Be located in Minnesota
- Offer a Comprehensive Transition and Postsecondary (CTP) program (degree, certificate, non-degree, or non-certificate program), as defined in the Code of Federal Regulations, title 34, section 668.231 ([Appendix B](#))
- Meet the definition of eligible institution, as defined in Minnesota Statute 136A.103 (<https://www.revisor.mn.gov/statutes/cite/136A.103>)
- Have the necessary administrative computing capability to administer the program on campus and electronically report student data records to OHE
- Provide student-level data to OHE, including information on student financial aid from federal, state, and institutional sources

## Student Eligibility

To be eligible for an ID Grant, a student must meet all of the following conditions:

- Have an intellectual disability, as defined in the Code of Federal Regulations, title 34, section 668.231:
  - Cognitive impairment characterized by significant limitations in:
    - Intellectual and cognitive functioning
    - Adaptive behavior as expressed in conceptual, social, and practical adaptive skills
  - Currently, or was formerly, eligible for special education and related services under the Individuals with Disabilities Education Act (IDEA), including a student who was determined eligible for special education or related services under the IDEA but was home-schooled or attended a private school
- Be enrolled in and attend a CTP program at an eligible Minnesota postsecondary institution
- Apply using the Free Application for Federal Student Aid (FAFSA) or the Minnesota state financial aid application
- Have tuition and fees not covered by the Federal Pell Grant, State Grant, or institutional aid
- Be a Minnesota resident as defined in Minnesota Statutes 136A.101, Subd. 8 (<https://www.revisor.mn.gov/statutes/cite/136A.101>)
- Be a graduate of a secondary school/GED recipient or be at least 17 years of age at the time of disbursement (high school students enrolled in postsecondary courses prior to receiving their high school diploma are not eligible for an ID Grant)

- Not be in default on a student educational loan
- Not be more than 30 days in arrears for child support payments owed to a public child support enforcement agency unless the student is complying with a written repayment plan

## Application Process

A student applies for an ID Grant by completing the FAFSA (<https://studentaid.gov/h/apply-for-aid/fafsa>). A student who is not a United States citizen or eligible non-citizen may apply for an ID Grant by completing the Minnesota state financial aid application (<http://www.ohe.state.mn.us/mPg.cfm?pageID=2056>).

To ensure available funds are distributed among eligible students in a timely manner, FAFSA and Minnesota state financial aid applications receive priority when completed prior to July 1 of the upcoming academic year. For example, an application completed prior to July 1, 2023 for academic year 2023 – 2024 (July 1, 2023 – June 30, 2024) would receive priority in the awarding process. Students with incomplete applications prior to or on July 1, or applications started on or after July 1, may be added to an institutional wait list as determined by the postsecondary institution.

## Award Process and Formula

On July 1 of each academic year, institutions submit the demographic and financial data of eligible students to OHE including, but not limited to:

- Student name
- Cost of attendance (COA)
- Expected Family Contribution (EFC)
- Tuition and fees
- Pell Grant
- Minnesota State Grant
- Institutional aid
- Other government aid

ID Grant funds cannot be used for books, supplies, transportation, housing, or other educational expenses. ID Grant awards are calculated based on the student's remaining need in the following calculation. A student must have remaining need of at least \$50 in order to receive an award.



Program tuition and fees for semester

- Federal Pell Grant (actually received by student)
- Minnesota State Grant (actually received by student)
- Institutional Aid
- = ID Grant ( $\leq$  Maximum ID Grant)

Based on availability of funds, OHE determines an annual and term maximum grant amount. Institutions then award eligible students up to the maximum grant amount or their remaining need, whichever is less.

On January 1 of each academic year, institutions submit updated demographic and financial data of eligible students. Between July 1 and January 1, there are often updates to the eligible student data due to changes in enrollment. OHE reviews the updated data to determine any adjustments to award amounts and whether students on institutional wait lists can receive annual awards.

On August 31 of each academic year, institutions submit final demographic and financial data of students who received ID Grant awards. OHE reconciles the final data to ensure program funds were accurately awarded and disbursed to eligible students. OHE also relies upon the final data to monitor the progress of the ID Grant program and create this report.

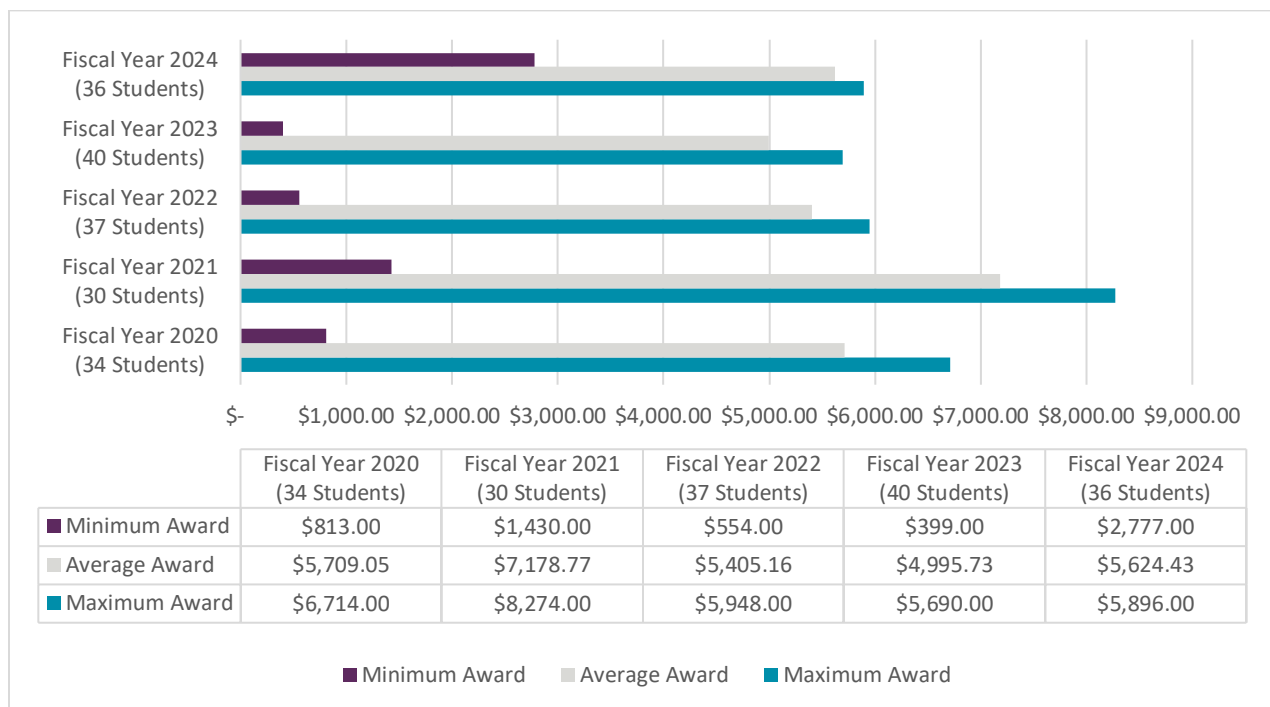
# Awards

## Overview

ID Grant data is specific to students who receive funding through the program. The data is not a representation of all students who have intellectual and developmental disabilities. For purposes of the ID Grant, OHE does not collect data on students attending CTP programs at the three institutions who are not eligible for the ID Grant. The main reason for ineligibility for a student is Federal Pell Grant and Minnesota State Grant cover all tuition and fee costs, so there is no remaining need for ID Grant. All students who apply and are eligible are awarded each year.

ID Grant award amounts received by students are impacted by the number of eligible students for the given year. More eligible students means lower award amounts per student. As demonstrated in the figure below, FY21 had 30 eligible students, so the maximum award was higher at \$8,274. FY23 had 40 eligible students, so the maximum award was lower at \$5,690.

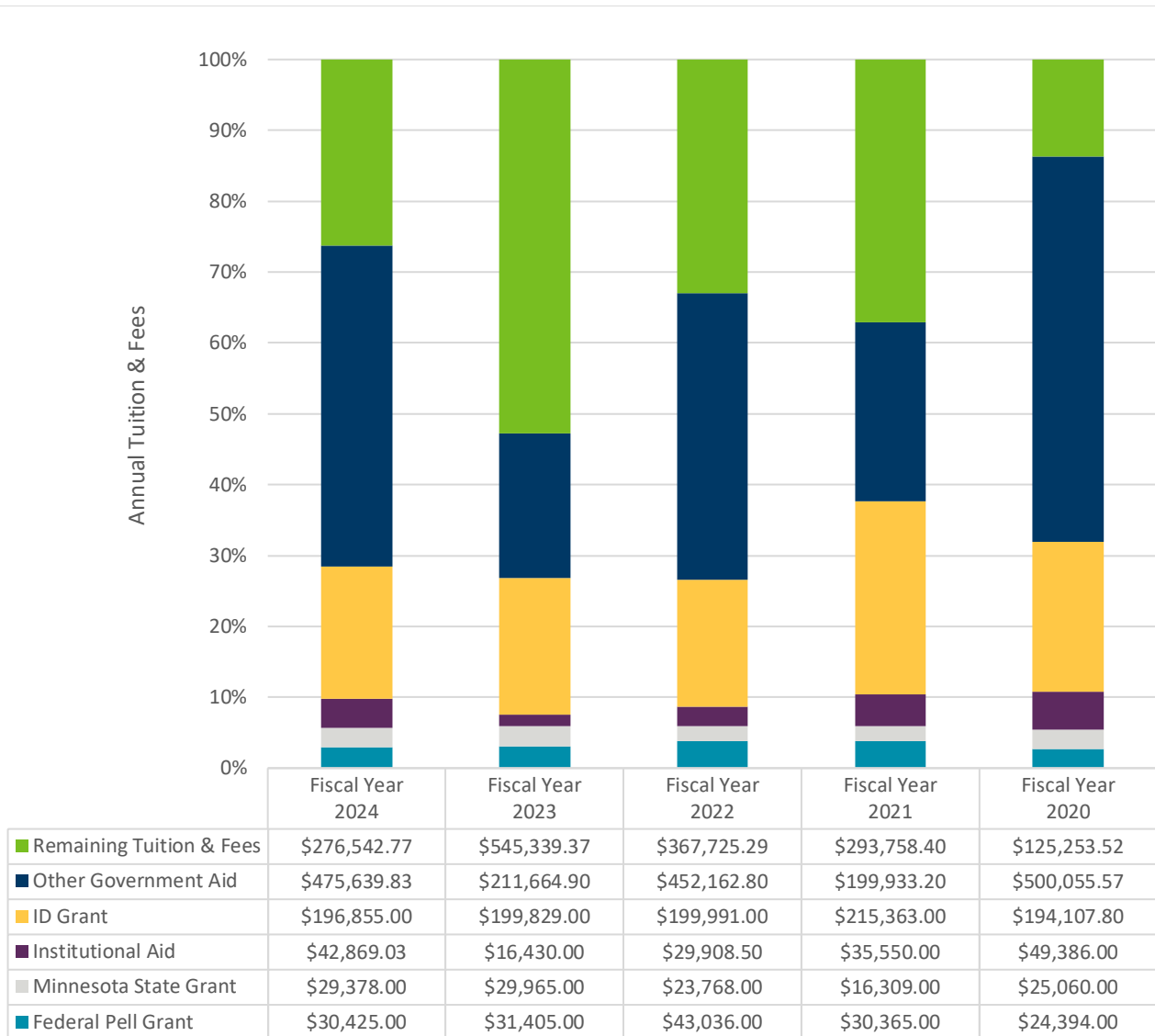
**Figure 2. Minimum, Average, and Maximum Awards Received by Students - Grants for Students with Intellectual and Developmental Disabilities**



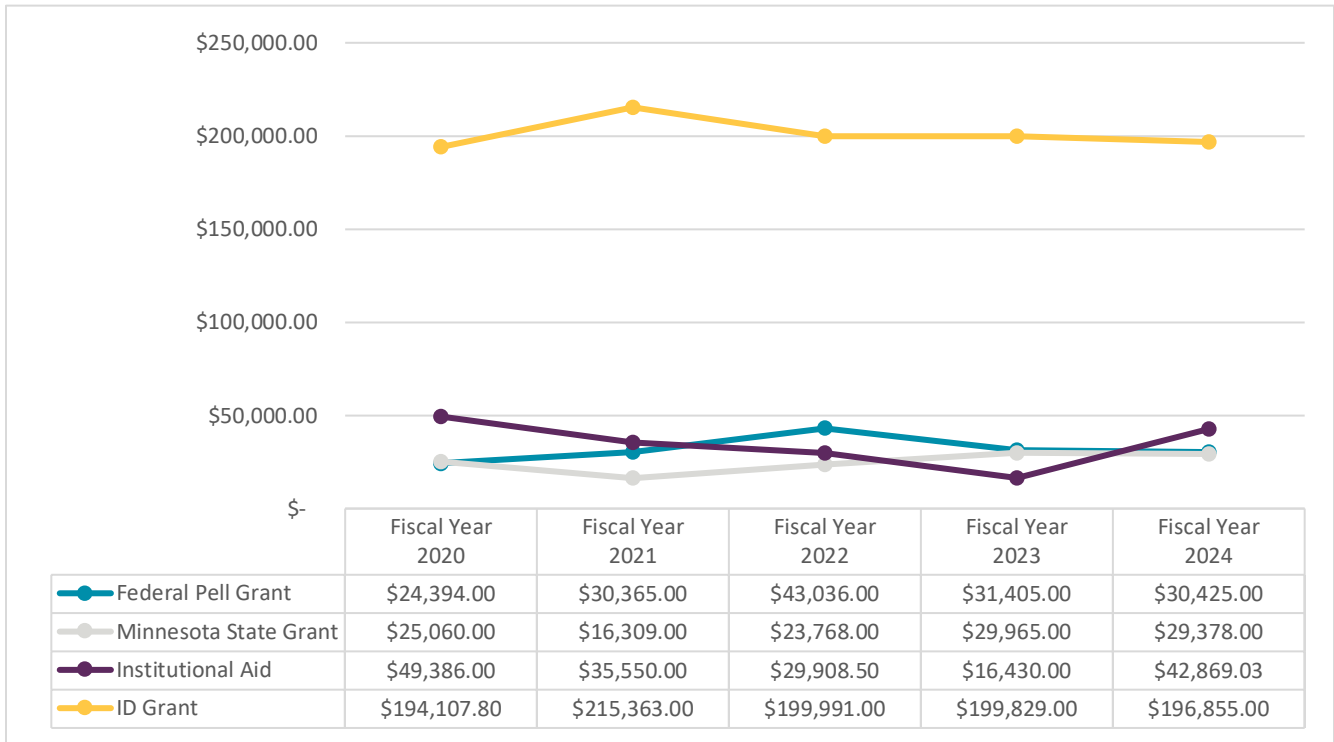
Some students receive other sources of aid prior to and in addition to their ID Grant awards. Federal Pell Grant, Minnesota State Grant, and Institutional Aid are awarded prior to ID Grant. Other Government Aid is awarded after ID Grant. Other Government Aid includes any aid being paid towards tuition and fees from a state or federal government entity.

After these five sources of aid are applied, most students still have remaining tuition and fees which they owe to their institutions. The following figures display summaries of annual tuition and fees, sources of aid, and remaining tuition and fees for ID Grant students for the last four years:

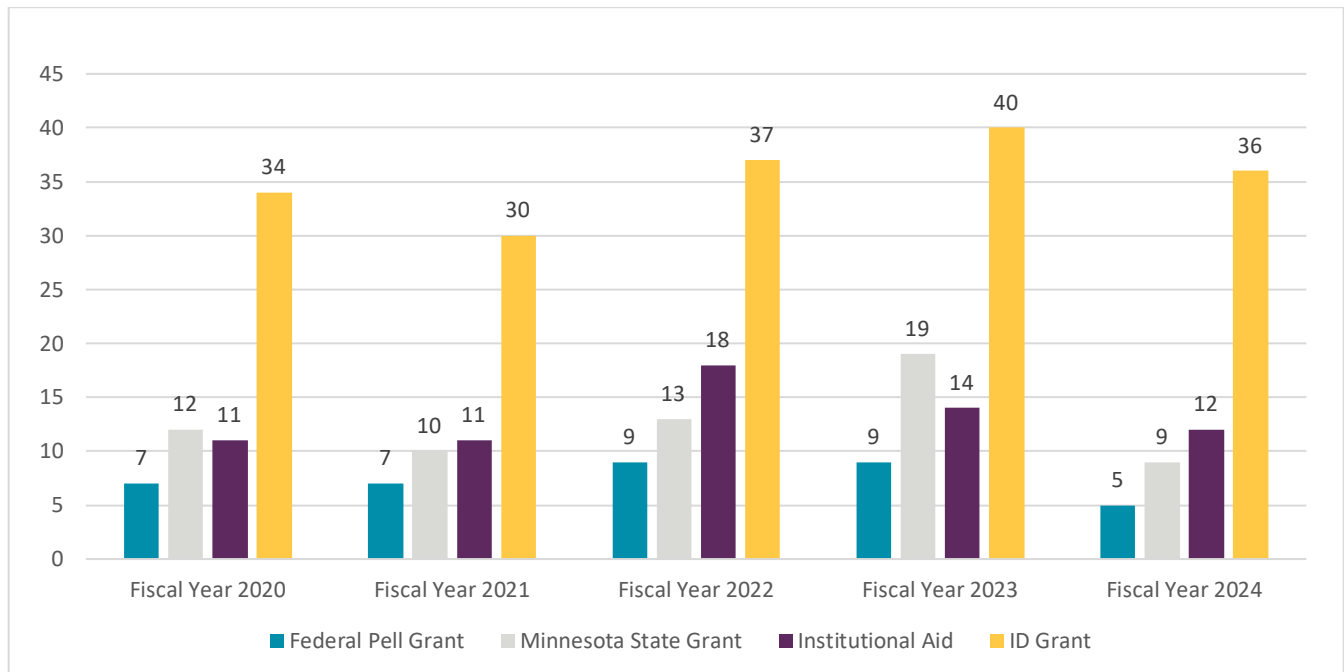
**Figure 3. Aid Sources for Annual Tuition & Fees - Grants for Students with Intellectual and Developmental Disabilities**



**Figure 4. Aid Sources Included in Award Calculation - Grants for Students with Intellectual and Developmental Disabilities**



**Figure 5. Number of Students Who Received Aid Sources Included in Award Calculation - Grants for Students with Intellectual and Developmental Disabilities**



## Fiscal Year 2024

Institutions submitted ID Grant rosters to OHE on July 1, 2022 and January 1, 2023. At the end of the academic year, institutions performed a final review of the rosters and provided confirmation to OHE by August 31, 2024. Rosters included data for 35 total eligible students during the academic year.

Based on the July 1, roster data of students with financial need during fall 2023, OHE determined a maximum term award of \$2,777 per student. For spring 2024, based on student financial need, maximum term awards were increased to \$3,119. The maximum grant in FY24 was \$5,896.

The average ID Grant award for fall was \$2,768, and the average ID Grant award for spring was \$2856.43. The average annual ID Grant award was \$5,624.43. The minimum annual ID Grant award was \$2,777, and the maximum annual ID Grant award was \$5,896.

Due to the Data Suppression Policy for Student Information ([Appendix D](#)), the total number of students per institution is not reported in the upcoming table.

**Table 1. Fiscal Year 2024 Students and Awards - Grants for Students with Intellectual and Developmental Disabilities**

Postsecondary Institution	Total Students	Fall 2023 Awards	Spring 2024 Awards	Total Awards
Bethel University	>10	\$74,979.00	\$81,094.00	\$156,073.00
Central Lakes College	<10	\$11,108.00	\$6,663.00	\$17,771.00
Ridgewater Community College	<10	\$10,793.00	\$12,218.00	\$23,011.00
<b>Totals</b>	35	\$96,880.00	\$99,975.00	\$196,855.00

*Notes: Awards refer to ID grant amount awarded and disbursed to students as reported by institutions.*

The annual tuition and fees charged to ID Grant students for FY24 was \$1,194,799.66. The annual sum of Federal Pell Grant, Minnesota State Grant, and Institutional Aid was \$102,672.03. The remaining tuition and fee balance was \$1,092,127.63. The ID Grant contributed \$196,855.00, and Other Government Aid contributed \$475,639.83 towards the remaining tuition and fee balances. Even after applying all aid sources, the 36 ID Grant students still had \$419,632.80 in tuition and fee charges that were not covered by the aid sources.

## Student Demographics

---

The demographics section of this report reflects FAFSA data for FY19-24 pertaining to age, dependency status, racial/ethnic origin, gender, and income group. For example, 2023-2024 FAFSA data was used for ID Grant students receiving awards in FY24. The demographic data represents 161 unduplicated ID Grant students. Several ID Grant students participated in multiple fiscal years. FAFSA data from the initial fiscal year was maintained for each student.

As depicted in the below report sections, the category of “Unavailable” indicates students who elected to not provide their information on the FAFSA. The category of “Missing” represents data not currently available, but will likely be available and updated in a future report. Often the two categories are combined due to the Data Suppression Policy for Student Information ([Appendix D](#)).

### Age

The average age of ID Grant students was 20 years. The maximum age was 27 years and minimum age was 18 years.

### Dependency Status

Dependency data is not detailed in this report due to the Data Suppression Policy for Student Information ([Appendix D](#)). Collective information about dependency status concludes that a majority of ID Grant students had FAFSA dependency status of dependent. Dependent students are under the age of 24 years old, unmarried, and are required to provide parent information on the FAFSA.

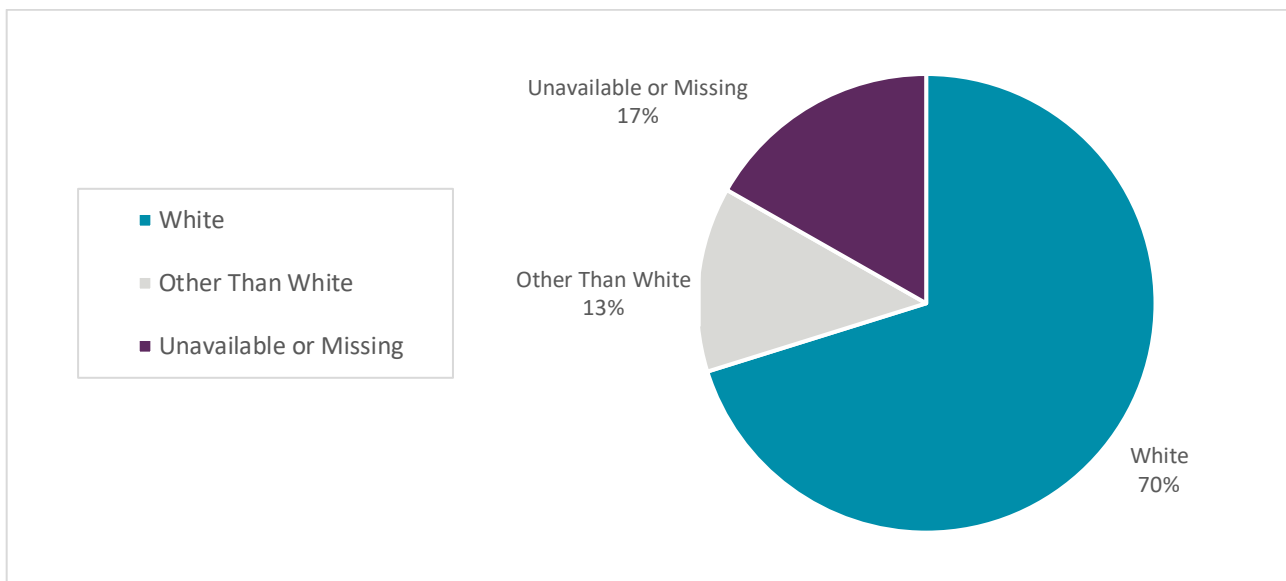
### Gender

A majority (49%) of ID Grant students identify as the gender of male. Students who identify as the gender of female account for 37% of all ID Grant students. The gender for the remaining 13% is unavailable or missing.

### Racial/Ethnic Origin

Racial/ethnic origin data is not detailed in this report due to the Data Suppression Policy for Student Information ([Appendix D](#)). Collective information about racial/ethnic origin groups in which students identify include White, Other Than White, and Missing or Unavailable. The Other Than White group includes students who identify as Black, American Indian or Alaska Native, Asian, or Hispanic. The below figure displays the three groups:

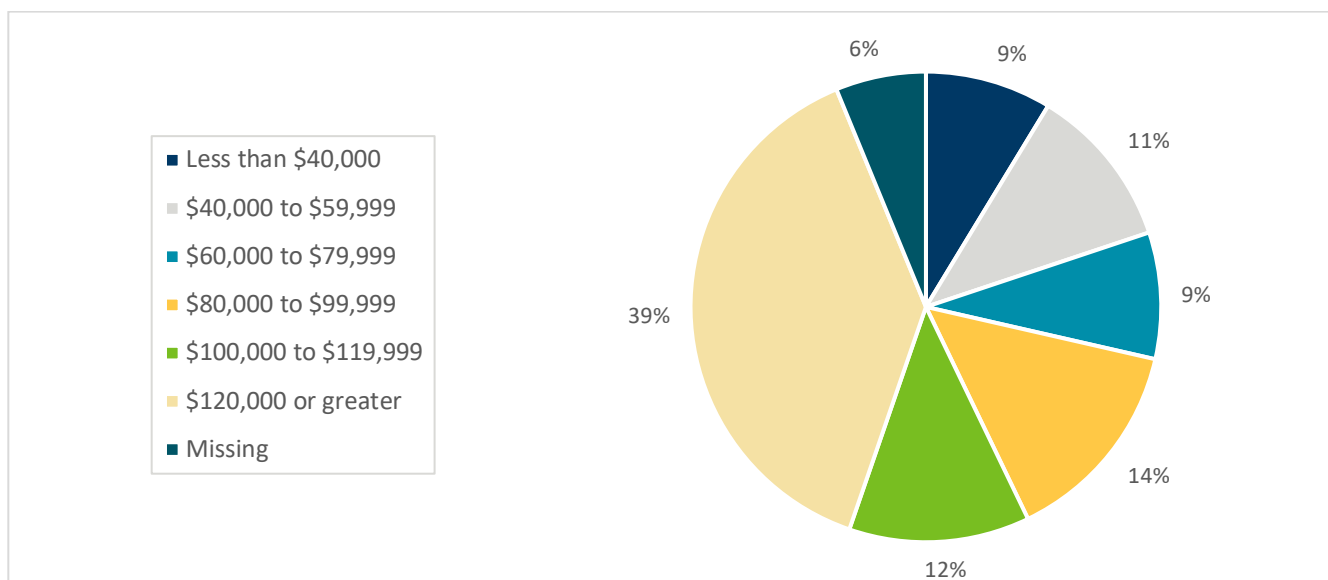
**Figure 6. Racial/Ethnic Origin – Grants for Students with Intellectual and Developmental Disabilities**



## Income Groups

The below figure represents several income groups for ID Grant students. Income group data was based upon parent adjusted gross income for dependent students and student adjusted gross income for independent students. Fifty-one percent of students receiving ID Grant funds have household adjusted gross incomes of \$100,000 or greater. Nine percent of ID Grant students have household adjusted gross incomes of less than \$40,000. Although not delineated in the figure, 13% of ID Grant students have household adjusted gross incomes of more than \$250,000.

**Figure 7. Adjusted Gross Income - Grants for Students with Intellectual and Developmental Disabilities**



# Appendix A: Minnesota Statutes Governing Grants for Students with Intellectual and Developmental Disabilities

---

## 2022 Minnesota Statutes

### 136A.1215 GRANTS FOR STUDENTS WITH INTELLECTUAL AND DEVELOPMENTAL DISABILITIES.

**Subdivision 1. Establishment.** A program is established to provide financial assistance to students with intellectual and developmental disabilities that attend a Minnesota postsecondary institution.

**Subd. 2. Eligible students.** A postsecondary student is eligible for a grant under this section if the student:

- 1) meets the eligibility requirements in section [136A.121, subdivision 2](#)<sup>1</sup>;
- 2) is a student with an intellectual disability, as defined in Code of Federal Regulations, title 34, section 668.231, and is enrolled in a comprehensive transition and postsecondary program under that section; and
- 3) attends an eligible institution, as defined in section [136A.101, subdivision 4](#)<sup>2</sup>.

**Subd. 3. Application.** To receive a grant under this section, a student must apply in the form and manner specified by the commissioner.

**Subd. 4. Maximum grant amounts.** (a) The amount of a grant under this section equals the tuition and fees at the student's postsecondary institution, minus:

- 1) any Pell or state grants the student receives; and
- 2) any institutional aid the student receives.
- 3) If appropriations are insufficient to provide the full amount calculated under paragraph (a) to all eligible applicants, the commissioner must reduce the maximum grant amount available to recipients.

**Subd. 5. Reporting.** By February 15 of each year, the commissioner of higher education must submit a report on the details of the program under this section to the legislative committees with jurisdiction over higher education finance and policy. The report must include the following information, broken out by postsecondary institution:

- 1) the number of students receiving an award;
- 2) the average and total award amounts; and
- 3) summary demographic data on award recipients.

---

<sup>1</sup> <https://www.revisor.mn.gov/statutes/cite/136A.121#stat.136A.121.2>

<sup>2</sup> <https://www.revisor.mn.gov/statutes/cite/136A.101#stat.136A.101.4>



# Appendix B: Federal Regulations Governing Financial Assistance for Students with Intellectual Disabilities

---

## 2022 Federal Regulations

### § 668.231 Definitions.

The following definitions apply to this subpart: *Comprehensive transition and postsecondary program* means a degree, certificate, non-degree, or non-certificate program that:

1. Is offered by a participating institution;
2. Is delivered to students physically attending the institution;
3. Is designed to support students with intellectual disabilities who are seeking to continue academic, career and technical, and independent living instruction at an institution of higher education in order to prepare for gainful employment;
4. Includes an advising and curriculum structure;
5. Requires students with intellectual disabilities to have at least one-half of their participation in the program, as determined by the institution, focus on academic components through one or more of the following activities:
  - a) Taking credit-bearing courses with students without disabilities.
  - b) Auditing or otherwise participating in courses with students without disabilities for which the student does not receive regular academic credit.
  - c) Taking non-credit-bearing, non-degree courses with students without disabilities.
  - d) Participating in internships or work-based training in settings with individuals without disabilities; and
6. Provides students with intellectual disabilities opportunities to participate in coursework and other activities with students without disabilities.

## Appendix C: Prior Fiscal Year Data

---

### Fiscal Year 2023

Institutions submitted ID Grant rosters to OHE on July 1, 2022 and January 1, 2023. At the end of the academic year, institutions performed a final review of the rosters and provided confirmation to OHE by August 31, 2023. Rosters included data for 40 total eligible students during the academic year.

Based on the July 1, roster data of students with financial need during fall 2022, OHE determined a maximum term award of \$2,777 per student. For spring 2023, based on student financial need, maximum term awards were increased to \$2913. The maximum grant in FY23 was \$5,690.

The average ID Grant award for fall was \$2,582.78, and the average ID Grant award for spring was \$2,681.06. The average annual ID Grant award was \$4,995.73. The minimum annual ID Grant award was \$399, and the maximum annual ID Grant award was \$5,690.

Due to the Data Suppression Policy for Student Information ([Appendix D](#)), the total number of students per institution is not reported in the upcoming table.

**Table 1. Fiscal Year 2023 Students and Awards - Grants for Students with Intellectual and Developmental Disabilities**

Postsecondary Institution	Total Students	Fall 2022 Awards	Spring 2023 Awards	Total Awards
Bethel University	>10	\$61,094.00	\$64,086.00	\$125,180.00
Central Lakes College	<10	\$19,643.00	\$11,847.00	\$31,490.00
Ridgewater Community College	<10	\$22,574.00	\$20,585.00	\$43,159.00
<b>Totals</b>	40	\$103,311.00	\$96,518.00	\$199,829.00

*Notes: Awards refer to ID grant amount awarded and disbursed to students as reported by institutions.*

The annual tuition and fees charged to ID Grant students for FY23 was \$1,034,633.27. The annual sum of Federal Pell Grant, Minnesota State Grant, and Institutional Aid was \$77,800.00. The remaining tuition and fee balance was \$956,833.27. The ID Grant contributed \$199,829.00, and Other Government Aid contributed \$211,664.90 towards the remaining tuition and fee balances. Even after applying all aid sources, the 40 ID Grant students still had \$545,339.37 in tuition and fee charges that were not covered by the aid sources.

### Fiscal Year 2022

Institutions submitted ID Grant rosters to OHE on July 1, 2021 and January 1, 2022. At the end of the academic year, institutions performed a final review of the rosters and provided confirmation to OHE by August 31, 2022. Rosters included data for 37 total eligible students during the academic year.

Based on the July 1, roster data of students with financial need during fall 2021, OHE determined a maximum term award of \$2,857 per student. For spring 2022, based on student financial need, maximum term awards were increased to \$3,091. The maximum grant in FY22 was \$5,948.

The average ID Grant award for fall was \$2,776.54, and the average ID Grant award for spring was \$2,628.62. The average annual ID Grant award was \$5,405.16. The minimum annual ID Grant award was \$554, and the maximum annual ID Grant award was \$5,948.

Due to the Data Suppression Policy for Student Information ([Appendix D](#)), the total number of students per institution is not reported in the upcoming table.

**Table 2. Fiscal Year 2022 Students and Awards - Grants for Students with Intellectual and Developmental Disabilities**

Postsecondary Institution	Total Students	Fall 2021 Awards	Spring 2022 Awards	Total Awards
Bethel University	>10	\$79,996.00	\$74,184.00	\$154,180.00
Central Lakes College	<10	\$2,795.00	\$1,805.00	\$4,600.00
Ridgewater Community College	<10	\$19,941.00	\$21,270.00	\$41,211.00
<b>Totals</b>	37	\$102,732.00	\$97,259.00	\$199,991.00

*Note: Awards refer to ID grant amount awarded and disbursed to students as reported by institutions.*

The annual tuition and fees charged to ID Grant students for FY22 was \$1,116,590.59. The annual sum of Federal Pell Grant, Minnesota State Grant, and Institutional Aid was \$96,711.50. The remaining tuition and fee balance was \$1,019,879.09. The ID Grant contributed \$199,991, and Other Government Aid contributed \$452,162.80 towards the remaining tuition and fee balances. Even after applying all aid sources, the 37 ID Grant students still had \$367,725.29 in tuition and fee charges that were not covered by the aid sources.

## Fiscal Year 2021

Institutions submitted ID Grant rosters to OHE on July 1, 2020 and January 1, 2021. At the end of the academic year, institutions performed a final review of the rosters and provided confirmation to OHE by August 31, 2021. Rosters included data for 30 total eligible students during the academic year.

Based on the July 1 roster data of students with financial need during fall 2020, OHE determined a maximum term award of \$3,649 per student. For spring 2021, based on student financial need, maximum term awards were increased to \$4,625. The maximum grant in FY21 was \$8,274.

The average ID Grant award for fall was \$3,361.83, and the average ID Grant award for spring was \$3,948.55. The average annual ID Grant award was \$7,178.77. The minimum annual ID Grant award was \$1,430, and the maximum annual ID Grant award was \$8,274.

Due to the Data Suppression Policy for Student Information ([Appendix D](#)), the total number of students per institution is not reported in the upcoming table.

**Table 3. Fiscal Year 2021 Students and Awards - Grants for Students with Intellectual and Developmental Disabilities**

Postsecondary Institution	Total Students	Fall 2020 Awards	Spring 2021 Awards	Total Awards
Bethel University	>10	\$68,899.00	\$83,250.00	\$152,149.00
Central Lakes College	<10	\$20,896.00	\$20,811.00	\$41,707.00
Ridgewater Community College	<10	\$11,060.00	\$10,447.00	\$21,507.00
<b>Totals</b>	30	\$100,855.00	\$114,508.00	\$215,363.00

*Note: Awards refer to ID grant amount awarded and disbursed to students as reported by institutions.*

The annual tuition and fees charged to ID Grant students for FY21 was \$791,278.60. The annual sum of Federal Pell Grant, Minnesota State Grant, and Institutional Aid was \$82,224. The remaining tuition and fee balance was \$709,054.60. The ID Grant contributed \$215,363, and Other Government Aid contributed \$199,933.20 towards the remaining tuition and fee balances. Even after applying all aid sources, the 30 ID Grant students still had \$293,758.40 in tuition and fee charges that were not covered by the aid sources.

## Fiscal Year 2020

Institutions submitted ID Grant rosters to OHE on July 1, 2019 and January 1, 2020. At the end of the academic year, institutions performed a final review of the rosters and provided confirmation to OHE by August 31, 2020. Rosters included data for 34 total eligible students during the academic year.

Based on the July 1 roster data of students with financial need during fall 2019, OHE determined a maximum term award of \$2,857 per student. For spring 2020, based on student financial need, maximum term awards were increased to \$3,857. The maximum grant in FY20 was \$6,714.

The average ID Grant award for fall was \$2,595.78, and the average ID Grant award for spring was \$3,286.27. The average annual ID Grant award was \$5,709.05. The minimum annual ID Grant award was \$813, and the maximum annual ID Grant award was \$6,714.

Due to the Data Suppression Policy for Student Information ([Appendix D](#)), the total number of students per institution is not reported in the upcoming table.

**Table 4. Fiscal Year 2020 Students and Awards - Grants for Students with Intellectual and Developmental Disabilities**

Postsecondary Institution	Total Students	Fall 2019 Awards	Spring 2020 Awards	Total Awards
Bethel University	>10	\$62,854.00	\$84,250.00	\$147,104.00
Central Lakes College	<10	\$9,406.80	\$9,585.00	\$18,991.80
Ridgewater Community College	<10	\$13,400.00	\$14,612.00	\$28,012.00
<b>Totals</b>	34	\$85,660.80	\$108,447.00	\$194,107.80

*Note: Awards refer to ID grant amount awarded and disbursed to students as reported by institutions.*

The annual tuition and fees charged to ID Grant students for FY20 was \$918,256.86. The annual sum of Federal Pell Grant, Minnesota State Grant, and Institutional Aid was \$98,840. The remaining tuition and fee balance was \$819,416.86. The ID Grant contributed \$194,107.80, and Other Government Aid contributed \$500,055.57 towards the remaining tuition and fee balances. Even after applying all aid sources, the 34 ID Grant students still had \$125,253.49 in tuition and fee charges that were not covered by the aid sources.

## Appendix D: Minnesota Inclusive Higher Education Consortium 2025 Annual Report

---

### Harnessing Momentum

The Minnesota Inclusive Higher Education Technical Assistance Center submitted the required [annual report](https://www.lrl.mn.gov/docs/2024/mandated/241357.pdf) (<https://www.lrl.mn.gov/docs/2024/mandated/241357.pdf>) to the Legislature on October 1, 2024. The Technical Assistance Center staff continues expanding high-quality, inclusive higher education initiatives across Minnesota.

2025 TA Center priorities include:

- Provide Minnesota-based technical assistance
- Expand community outreach and awareness to students, families, educators, faculty, and staff
- Partner with OHE staff for the second round of competitive grants
- Presenting at conferences, facilitating webinars, and offering professional development opportunities.

Since the October 1 annual report, there have been several noteworthy developments.

### Technical Assistance Director Recognition

On October 30, the TA Center director, Mary Hauff, was awarded the 2024 State Level Leadership Award. The award is from the State of the Art Conference, organized and led by Syracuse University's Taishoff Center. Hauff (center) is pictured with Julie Lackey (director of OKIPSE Alliance) and Jonathan Lidgus (director of the Office of Inclusive Postsecondary Education at the University of Missouri—St. Louis).



[SOTA](#) is a national conference that convenes colleges, universities, researchers, program staff, parents, and students to discuss the current state of research and effective practices in inclusive postsecondary and higher education.

### Collaborative Relationships

The TA Center staff is pursuing professional development and forging a national network of colleagues. Mary Hauff co-chairs the Upper Midwest Inclusive Higher Education Alliance, and Katie Parry is on the alliance's core leadership team. This regional alliance leverages resources and expands the technical assistance center's capacity. Hauff and Parry also participated in the October Think College<sup>3</sup> capacity-building institute for statewide and regional alliances. They attended the State of the Art Conference (SOTA) in Chapel Hill, North Carolina.

---

<sup>3</sup> The Think College National Coordinating Center is based at the Institute for Community Inclusion, University of Massachusetts Boston. Available online at <https://thinkcollege.net/> (accessed on December 29, 2023).

## Community Outreach and Awareness

Hauff and Parry presented at several conferences during the fall. Conferences help raise awareness of inclusive higher education and connect with students, families, faculty, and educators. Hauff and Parry presented at the Minnesota Partners in Policymaking Education Roundtable on October 18, the Minnesota Library Association Conference on October 25, the Education Opportunity Association Conference on November 18, and the Career and Technical Education Summit on November 19.

Expanding inclusive higher education options in Minnesota aligns with the state's announced attainment goal, the Office of Higher Education, and the P-20 Education Partnership initiatives. Inclusive higher education options give Minnesotans with IDD an opportunity to attain a postsecondary credential, pursue a career, and earn a family-sustaining wage. Expanding our workforce and strengthening the statewide economy benefit all Minnesotans.

Steady progress in 2024 is building the long-term infrastructure to expand high-quality, inclusive higher education options for Minnesotans with IDD. The TA Center staff is committed to offering expertise on intellectual and developmental disabilities, raising awareness of inclusive higher education, and working collaboratively to widen the pathway to college.

## Appendix E: Minnesota Office of Higher Education Data Suppression Policy for Student Information

---

### Purpose

The purpose of this policy is to ensure the protection of private data on students when releasing summary data about our institutions and students.

Increased attention to education has led to an expansion in the amount of information on students and institutions reported by the Minnesota Office of Higher Education (OHE). Such reports offer a challenge of meeting reporting requirements while also meeting legal requirements to protect each student's personally identifiable information (Family Educational Rights and Privacy Act [FERPA]) (20 U.S.C. § 1232g; 34 CFR Part 99). Recognizing this, subgroup disaggregation of the data may not be published if the results would yield personally identifiable information about an individual student (or if the number of students in a category is insufficient to yield statistically reliable information). States are required to define a minimum number of students in a reporting group or subgroup required to publish results consistent with the protection of personally identifiable information (34 CFR § 200.7).

### Scope

This policy applies to all public reports generated by employees, agents, or contractors of OHE.

### Policy

OHE may release summary data, including aggregate student counts for all groups including those of less than 10. However, OHE may not release any other information regarding the group depending on the sensitive nature of the data.

Other information is defined as information that, alone or in combination, is linked or linkable to a specific student that would allow a reasonable person in the school (institution) community, who does not have personal knowledge of the relevant circumstances, to identify the student with reasonable certainty. Other information may include, but is not limited to: gender or sex, gender identity, race/ethnicity, Tribal affiliation, disability, citizenship, income and wages, expected contributions, cumulative debt, and birth date or birthplace information. Other information also includes aid awarded for the following programs, including but not limited to: Postsecondary Child Care Grants, Minnesota Indian Scholarship Program, MN Reconnect, Public Safety Officer Survivor Grant, Teacher Candidate Grants, Grants for Students with Intellectual and Developmental Disabilities, and State Grant.

OHE may suppress other information for aggregate student counts of less than 10 for the following reasons:

- the information could identify an individual, or
- the report will be released to an audience that includes recipients other than individuals to whom OHE may disclose personally identifiable information pursuant to federal or state law.



In addition to suppressing small cells, OHE may:

- Recode categories with values of 95% to 100% to greater than or equal to 95% ( $\geq 95\%$ ), and
- Recode categories with values of 0% to 5% to less than or equal to 5% ( $\leq 5\%$ ).

Unforeseen circumstances, such as a pandemic or natural disaster, may affect the integrity of annually collected data. OHE will consider and decide upon potentially adjusted reporting and suppression strategies in such extraordinary times.

Individuals and organizations to which OHE discloses information will be directed that its re-disclosure to anyone who is not authorized to receive that information under state and/or federal law is prohibited. Disclosure of data by the Minnesota Office of Higher Education is subject to Minnesota Government Data Practices Act (MGDPA, Minnesota Statutes Chapter 13) and the Family Educational Rights and Privacy Act (34 CFR Part 99.31).

Additionally, any use of education records by another state agency, its employees, agents, or contractors is subject to and shall be consistent with applicable provisions of the Family Educational Rights and Privacy Act (FERPA) and the Minnesota Government Data Practices Act (MGDPA) including, but not limited to, FERPA regulations at 34 C.F.R. § 99.32 through 99.35, regarding recordkeeping, re-disclosure, and destruction of education records.

## Definitions

- Personally identifiable information (PII): Data that identifies the individual. For the purposes of education records, PII is defined by federal law as information that includes, but is not limited to a student's name; the name of the student's parent or other family members; the address of the student or student's family; a personal identifier, such as the student's social security number, student number, or biometric record; other indirect identifiers, such as the student's date of birth, place of birth, and mother's maiden name; other information that, alone or in combination, is linked or linkable to a specific student that would allow a reasonable person in the school (institution) community, who does not have personal knowledge of the relevant circumstances, to identify the student with reasonable certainty; and information requested by a person who the educational agency or institution reasonably believes knows the identity of the student to whom the education record relates.
- Summary Data: Statistical records and reports aggregated from data on individuals in a way that individuals are not identified and from which neither their identities nor any other characteristic that could uniquely identify an individual is ascertainable.

## Classification of Information

Pursuant to Minnesota Statutes 2020, section 13.02, subdivision 12 and Minnesota Statutes 2020, section 136A.162, data on students collected and used by the Minnesota Office of Higher Education are private data on individuals, including data on applicants for financial assistance collected and used by the Minnesota Office of Higher Education for student financial aid programs administered by that office.



2025