

PUBLISHED VS. NET TUITION AND FEES FOR FIRST-TIME, FULL-TIME FRESHMEN

KEY POINTS IN THIS SECTION

- Published tuition and fees at Minnesota public institutions comparable to peer states, but higher than national averages.
- Net price for students from low income families remained stable over the most recent five years.
- Net price varied by family income and institutional type.

Published Tuition and Fees



PUBLISHED (OR “STICKER”) PRICE

Total tuition and fees charged by a postsecondary institution before accounting for any student financial aid received.

Students and their families often only use the published price to inform their college decision process, but it is important for them to determine other costs such as room and board. They also should not overlook available financial aid by completing the Free Application for Federal Student Aid (FAFSA) application. Knowing what college financial aid is available will help students compare the full cost of attendance along with any financial aid they may receive.

In considering college affordability, prospective college students should consider the net price they will pay.

Net price reflects the out-of-pocket costs students pay for college after subtracting grants and scholarships awarded. Although college tuition continues to rise, few students or families are expected to pay the full cost of attendance. The net price students pay varies by family income and the institution attended. Colleges are required to have net price calculators on their websites to help students and their families gauge what they might expect to pay to attend a particular college.



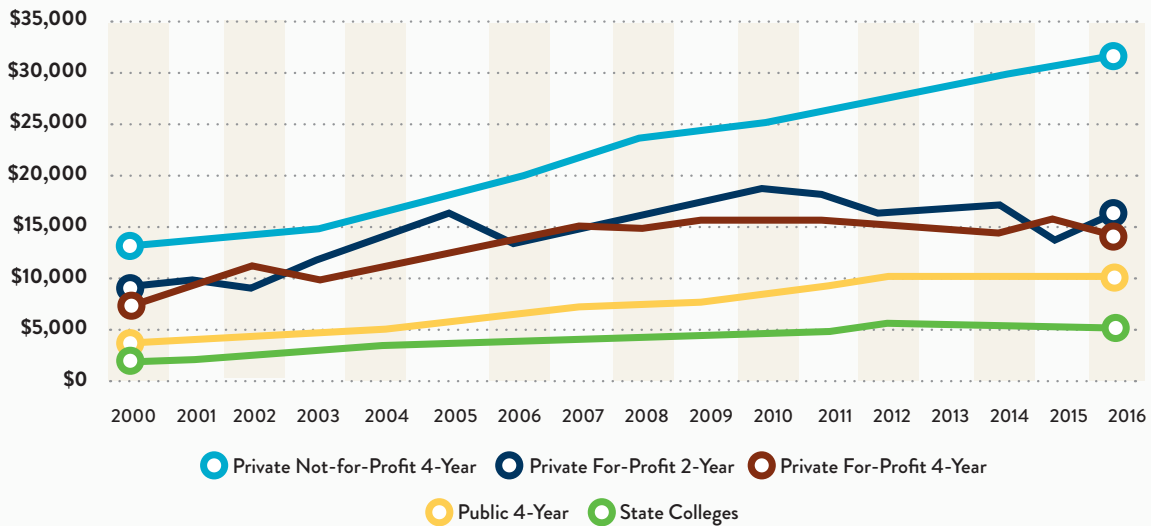
Published tuition and fee rates have increased at Minnesota institutions.



The fastest rates of growth in average tuition and fees were at public institutions, although the actual dollar amount increases have been larger at private institutions.

Even though tuition and fees at Minnesota postsecondary institutions have increased, prices at public institutions are similar to those in peer states. College prices tend to reflect regional economic differences. Institutions on the East Coast have higher tuition and fees than institutions in Southern and Western states.

Published Tuition and Fees have Increased Across Minnesota Institutions
First-time, full-time, undergraduates, academic years ending 2000-2016

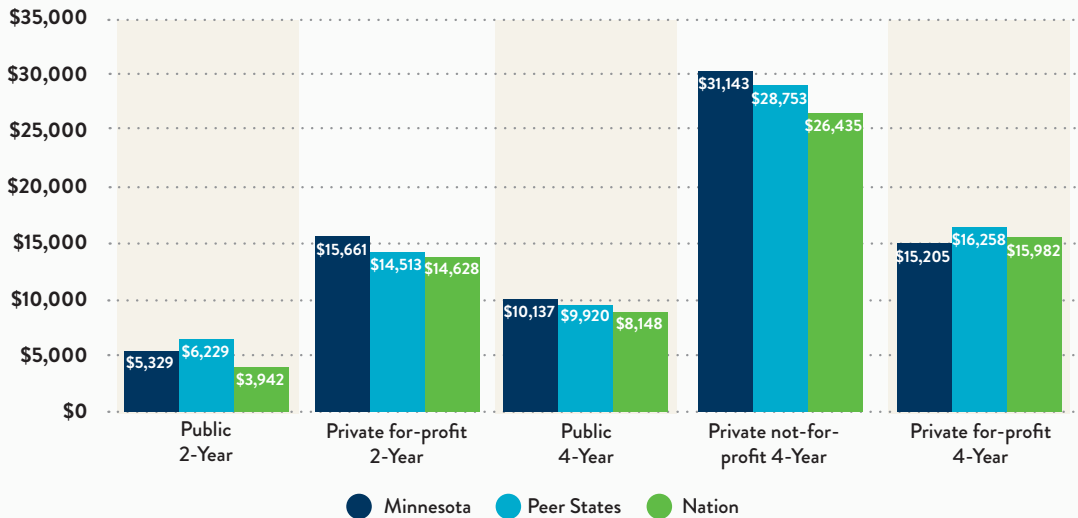


SOURCE: U.S Department of Education, iPEDS Institutional Characteristics Survey

DATA SUGGESTS

Grants and scholarships reduced the price students paid by approximately \$4,600 at Minnesota public four-year institutions and \$3,600 at Minnesota public two-year colleges in 2013-2014.

Minnesota Public Institution's Published Tuition and Fees even with Peers but Outpace the Nation
 First-time, full-time, undergraduates, 2015-2016



Peer states are Iowa, Illinois, Indiana, Michigan, Ohio, Pennsylvania and Wisconsin
 SOURCE: U.S. Department of Education, IPEDS Institutional Characteristics Survey

Net Price



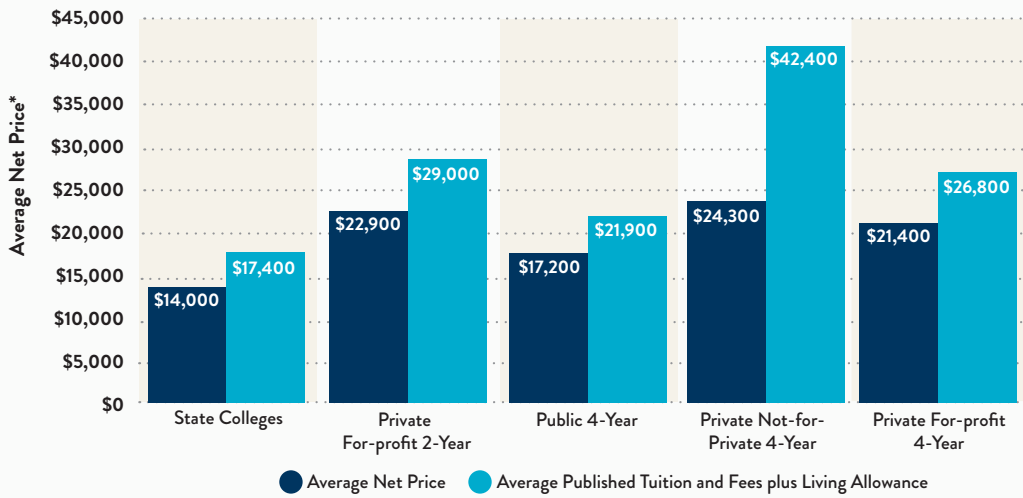
Grants and scholarships help make college affordable.

In Minnesota, 70 percent of first-time, full-time freshmen received grants or scholarships that reduced the cost of attendance. In 2013-2014, the average net price for first-time, full-time undergraduates receiving federal financial aid attending Minnesota institutions was:



- \$14,000 at state colleges (two-year)
- \$22,900 at private for-profit two-year institutions
- \$17,200 at public four-year institutions
- \$24,300 at private not-for-profit four-year institutions
- \$21,400 at private for-profit four-year institutions.

Grants and Scholarships Reduce Prices Paid at Minnesota Institution
 First-time, full-time, undergraduates receiving Title IV financial aid, 2013, 2014



SOURCE: U.S. Department of Education, IPEDS Student Financial Aid (Net Price) Survey

*Net Price: Tuition and Fees plus a standard living allowance of (\$12,100) minus federal, state and institutional grants. Title IV student aid for purposes of this survey includes students receiving a federal grant or federal loan. Data for public institutions represents the weighted average of in-district and in-state charges.



DATA SUGGESTS

Among Minnesota undergraduates from families with incomes of less than \$75,000, the average net price paid was lower in 2013-2014 than in 2008-2009.



Affordability policies at the state and federal level focus on lower income undergraduates. Policies related to grant or scholarship eligibility vary greatly by institution type and state. Minnesota undergraduates from families with incomes of less than \$75,000 are eligible to receive federal Pell Grants, Minnesota State Grants and institutional need-based grants. Analysis of net price for this income group allows for better understanding of the impact of state, federal and institution-specific policies on college costs for lower income students.

Average net prices paid by students and their families increased as family income increased.

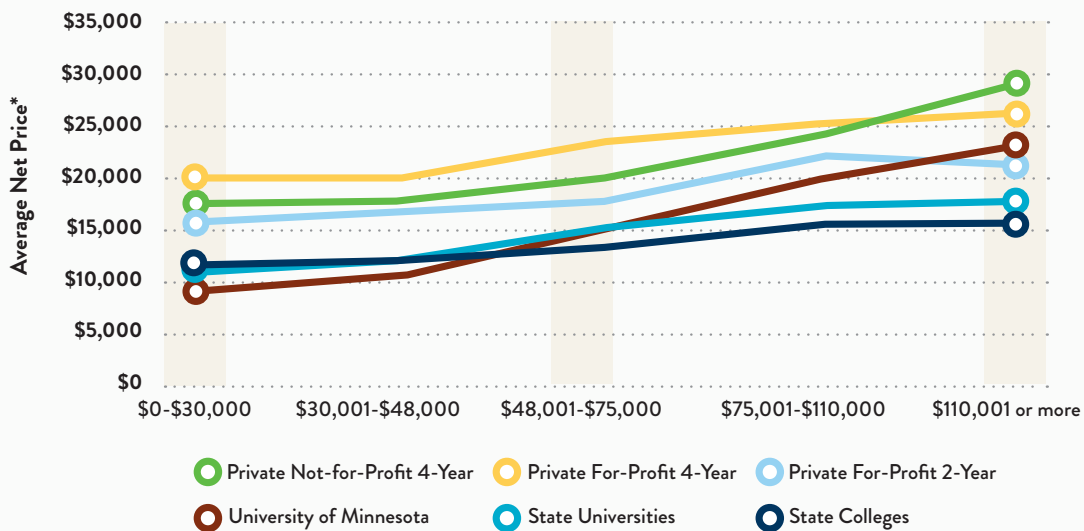
Average net price ranged from \$13,700 to \$25,000 depending on family income.



For family incomes of \$30,000 or lower, the University of Minnesota offered the lowest net price for undergraduates attending Minnesota public institutions (\$8,600), as compared to state colleges (two-year) (\$11,000) or state universities (four-year) (\$10,800).

The University of Minnesota's lower net price resulted from institutional grant aid programs which targeted Pell Grant recipients and middle income students. At all family income levels, the net price paid at Minnesota public institutions was lower than private institutions in 2013-2014.

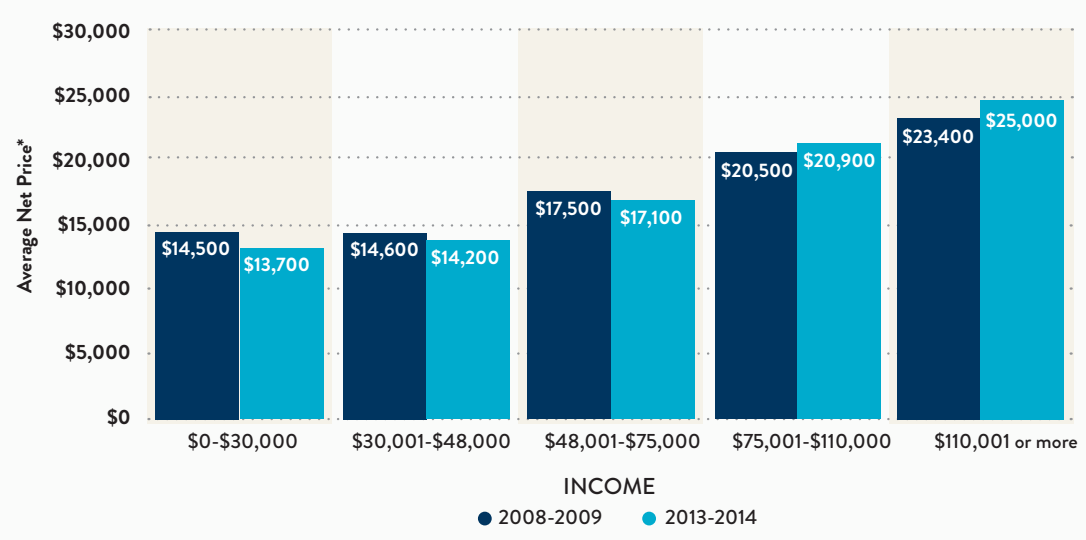
Average Net Price Increases by Income*, but Price Varies by Minnesota Institution Type
First-time, full-time undergraduates receiving Title IV financial aid, 2013-2014



SOURCE: U.S. Department of Education, IPEDS Student Financial Aid (Net Price) Survey

*Net Price: Tuition and Fees plus a standard living allowance of (\$12,100) minus federal, state and institutional grants. Title IV student aid for purposes of this survey includes students receiving a federal grant or federal loan. Data for public institutions represents the weighted average of in-district and in-state charges.

Average Net Prices Stable for Lower Income Undergraduates at Minnesota Institutions
 First-time, full-time, undergraduates receiving Title IV financial aid, 2009 and 2014



Source: U.S. Department of Education, IPEDS Student Financial Aid (Net Price) Survey

*Net Price: Tuition and Fees plus a standard living allowance of (\$12,100) minus federal, state and institutional grants. Title IV student aid for purposes of this survey includes students receiving a federal grant or federal loan. Data for public institutions represents the weighted average of in-district and in-state charges.

ABOUT NET PRICE

This indicator measures the tuition and fees plus living expenses paid by first-time, full-time undergraduate students to attend a postsecondary institution for one year. The “net price” is calculated by subtracting the average amount of federal, state/local government, or institutional grant or scholarship aid from the cost of attendance. The cost of attendance equals the sum of published tuition and required fees for Minnesota residents, plus a standard living allowance of \$12,100 for books, supplies, transportation, room, board and miscellaneous expenses.

