



# Teacher Shortage Loan Forgiveness Program Annual Report

February 1, 2021



**Author****Joanna Moua**

Financial Aid Administrator

Tel: 651-355-0613

[joanna.moua@state.mn.us](mailto:joanna.moua@state.mn.us)**About the Minnesota Office of Higher Education**

The Minnesota Office of Higher Education is a cabinet-level state agency providing students with financial aid programs and information to help them gain access to postsecondary education. The agency also serves as the state's clearinghouse for data, research and analysis on postsecondary enrollment, financial aid, finance and trends.

The Minnesota State Grant Program is the largest financial aid program administered by the Office of Higher Education, awarding more than \$207 million in need-based grants to Minnesota residents attending eligible colleges, universities and career schools in Minnesota. The agency oversees other state scholarship programs, tuition reciprocity programs, a student loan program, Minnesota's 529 College Savings Plan, licensing and early college awareness programs for youth.

**About This Report**

This is a legislative-mandated report. As requested by Minnesota Statutes, section 3.197, this report cost approximately \$1,632.31 to prepare, including staff time.

**Minnesota Office of Higher Education**

1450 Energy Park Drive, Suite 350

Saint Paul, MN 55108-5227

Tel: 651.642.0567 or 800.657.3866

TTY Relay: 800.627.3529

Fax: 651.642.0675

Email: [info.ohe@state.mn.us](mailto:info.ohe@state.mn.us)

# Contents

---

- Introduction.....1**
- Financial Summary.....2**
  - Table 1 Teacher Shortage Loan Repayment Program Financial Summary.....2
  - Table 2 Teacher Shortage Loan Repayment Program Awarded Totals by Fiscal Year .....2
- Shortage Areas.....3**
  - Economic Development Region Shortage Areas (Map) .....3
  - Statewide License Fields Shortage Areas .....2
  - License Field Shortage Areas within each Economic Development Region.....3
  - Statewide Racial and Ethnic Groups Shortage Area.....6
- Application and Award Process.....7**
  - Applicants .....7
  - Applications .....9
  - Table 3 Teacher Shortage Loan Repayment Program 2019 Applications .....9
  - Table 4 Teacher Shortage Loan Repayment Program 2020 Applications .....9
  - Table 5 Teacher Shortage Loan Repayment Program 2019 and 2020 applications by Race/Ethnicity ..... 10
  - Table 6 Teacher Shortage Loan Repayment Program Age of Applicants Selected for Review ..... 10
- Awards .....11**
  - Table 7 Teacher Shortage Loan Repayment Program 2019 Awards ..... 11
- Recipients .....12**
  - Figure 1 Teacher Shortage Loan Repayment 2019 Award Recipient by License Fields ..... 12
  - Figure 2 Teacher Shortage Loan Repayment 2019 Award by Recipient Districts ..... 13
  - Figure 3 Teacher Shortage Loan Repayment 2019 Award Recipient by Economic Development Regions .... 13
- Appendix A: 2019 School Districts with Less Than 10 Award Recipients.....14**

# Introduction

---

The 2015 Minnesota Legislature enacted the Teacher Shortage Loan Forgiveness Program, effective August 1, 2015, [Minnesota Statutes 136A.1791](https://www.revisor.mn.gov/statutes/?id=136A.1791)<sup>1</sup>. The Minnesota Office of Higher Education (OHE) refers to the program as the Teacher Shortage Loan *Repayment* Program (TSLRP) to better align the program's name to its design. OHE was tasked with establishing rules and administering the program. [Minnesota Administrative Rules](https://www.revisor.mn.gov/rules/?id=4830)<sup>2</sup> were established on Tuesday, February 28, 2017.

TSLRP is designed to provide student loan debt relief, in the form of repayment awards, to teachers working in shortage areas identified by the Professional Educator Licensing and Standards Board (PELSB) in coordination with the OHE Commissioner using data collected for the "Teacher Supply and Demand Report." The loan repayment program was created as an incentive to encourage qualified licensed teachers to work in identified teacher shortage areas and to reduce the number of school districts that are unable to hire fully licensed teachers in particular license fields.

OHE is required to submit an annual report by February 1 to the chairs of the K-12 and higher education committees of the Legislature. The report must include (1) number of individuals who received loan forgiveness, (2) licensure areas and economic development regions in which the teachers taught, (3) average amount paid to a teacher participating in the program, and (4) other summary data identified by the commissioner as outcome indicators. Currently, 2019 TSLRP applications have been awarded, 2020 applications are in the process of review, and 2021 application is anticipated to launch in spring of 2021.

---

<sup>1</sup> <https://www.revisor.mn.gov/statutes/?id=136A.1791>

<sup>2</sup> <https://www.revisor.mn.gov/rules/?id=4830>

# Financial Summary

---

[Minnesota Statutes 136A.1791 Subdivision 8<sup>3</sup>](#) established a fund for TSLRP. Table 1 shows the appropriation summary since the program was enacted by the 2015 Minnesota Legislature.

**Table 1. Teacher Shortage Loan Repayment Program Appropriation Summary**

FY	Appropriation	Administrative	Awards
2016/2017 One-Time Appropriation	\$2,000,000.00	\$60,000.00	\$1,940,000.00
2016	\$200,000.00	\$6,000.00	\$194,000.00
2017	\$200,000.00	\$6,000.00	\$194,000.00
2018 One-Time Appropriation	\$500,000.00	\$15,000.00	\$485,000.00
2018	\$200,000.00	\$6,000.00	\$194,000.00
2019	\$200,000.00	\$6,000.00	\$194,000.00
2020/2021 Appropriation			
2020	\$200,000.00	\$6,000.00	\$194,000.00
2021	\$200,000.00	\$6,000.00	\$194,000.00
<b>TOTAL</b>	<b>\$3,700,000.00</b>	<b>\$111,000.00</b>	<b>\$3,589,000.00</b>

Table 2 shows how the money was spent in terms of awards.

**Table 2. Teacher Shortage Loan Repayment Program Repayment Disbursement Summary**

FY	Awards
2017	\$707,743.32
2018	\$833,306.87
2019	\$1,017,869.24
2020	\$727,100.33
<b>Total</b>	<b>\$ 3,286,019.76</b>
<b>Available Funds</b>	<b>\$3,589,000.00</b>
<b>Remaining Funds</b>	<b>\$302,980.24</b>

A total balance of \$302,980.24 remains for future awards (\$108,980.24 from carry-over and \$194,000 from FY21). Fiscal year 2021 awards are expected to be paid in spring 2021 with 2020 applications, which are still in review.

---

<sup>3</sup> <https://www.revisor.mn.gov/statutes/?id=136A.1791>

# Shortage Areas

---

OHE coordinates with PELSB to identify teacher shortage areas on an annual basis for the purposes of administering this program. However, some of the data used to identify shortage areas is not collected annually because the “Teacher Supply and Demand Report” is only produced every two years. Teacher shortage areas include (1) economic development region shortage areas, (2) statewide license fields shortage areas, (3) license field shortage areas within each economic development region, (4) statewide racial or ethnic groups underrepresented in the teacher workforce.

Teachers are eligible to apply for TSLRP if they are:

- Providing classroom instruction in a designated statewide license field teacher shortage area anywhere in the state; OR
- Providing classroom instruction in any license field in an economic development region identified as having a teacher shortage area; OR
- Providing classroom instruction in a designated license field teacher shortage within the economic development region in which they teach; OR
- A fully licensed teacher providing classroom instruction who belong to any racial or ethnic group other than White (non-Hispanic/Latino).

In addition, teachers must be fully-licensed (e.g. not teaching under a Special Permission or Variance) in the license field(s) in which they are providing classroom instruction.

## Economic Development Region Shortage Areas

For fiscal year 2020 (2019 application) the teacher shortage areas identified were:

- Region 1 – Northwest
- Region 2 – Headwaters
- Region 3 – Arrowhead
- Region 5 – North Central
- Region 6E – Southwest Central
- Region 6W – Upper Minnesota Valley
- Region 7E – East Central
- Region 7W – Central
- Region 8 – Southwest
- Region 9 – South Central
- Region 10 – Southeast
- Region 11 – 7 County Twin Cities

View the counties that comprise each region on the Department of Employment and Economic Development’s [Economic Development Regions Map](https://apps.deed.state.mn.us/assets/lmi/areamap/edr.shtml)<sup>4</sup>.

---

<sup>4</sup> <https://apps.deed.state.mn.us/assets/lmi/areamap/edr.shtml>

## Statewide License Fields Shortage Areas

Licensure Area
– Academic and Behavioral Strategist
– Agricultural Education
– American Indian Language and Culture
– American Sign Language
– Arabic
– Autism Spectrum Disorders
– Bilingual/Bicultural Education
– Blind or Visually Impaired
– Business
– Chemistry
– Chinese
– Communication Arts/Literature
– Dance
– Dance and Theatre
– Deaf or Hard of Hearing
– Developmental Disabilities
– Developmental/ Adapted Physical Education
– Early Childhood Special Education
– Earth and Space Science
– Earth and Space Science/ Earth Science
– Emotional Behavior Disorders
– English as a Second Language
– English\Language Arts
– Family and Consumer Sciences
– French
– German
– Health and Physical Education
– Health Education
– Hebrew
– Hmong
– Home Economics
– Instrumental (Band/Orchestra) and Classroom Music
– Japanese
– Latin
– Learning Disabilities
– Library Media Specialist
– Life Sciences
– Mathematics



Licensure Area
– Mild to Moderate Mentally Handicapped
– Moderate to Severe Mentally Handicapped
– Ojibwe
– Oral/Aural Deaf Education
– Parent and Family Education
– Physical and Health Disabilities
– Physical Education
– Physical Sciences: Physics & Chem
– Physics
– Reading
– Russian
– Science 5-8 (130600)
– Science 5-8 (130601)
– Science 5-9
– Spanish
– Teacher/Coordinator Work Based Learning
– Teachers of Computer, Keyboarding, and Related Technology Applications
– Technology
– Theatre Arts
– Visual Arts
– Vocal and Classroom Music

## License Field Shortage Areas within each Economic Development Region

Region	Licensure Area
<b>Region 1 - Northwest</b>	Academic and Behavioral Strategist
	Emotional Behavior Disorders
	Learning Disabilities
	Science 5-8 (130600)
	Science 5-8 (130601)
	Science 5-9

Region	Licensure Area
<b>Region 2 - Headwaters</b>	Academic and Behavioral Strategist
	Autism Spectrum Disorders
	Development Disabilities
	Early Childhood Special Education
	Emotional Behavior Disorders
	Learning Disabilities
	Mild to Moderate Mentally Handicapped
	Moderate to Severe Mentally Handicapped

Region	Licensure Area
<b>Region 3 - Arrowhead</b>	Academic and Behavioral Strategist
	Development Disabilities
	Early Childhood Special Education
	Emotional Behavior Disorders
	Learning Disabilities
	Mild to Moderate Mentally Handicapped
	Moderate to Severe Mentally Handicapped

Region	Licensure Area
<b>Region 4 - West Central</b>	Academic and Behavioral Strategist
	Early Childhood Special Education
	Emotional Behavior Disorders
	Learning Disabilities

Region	Licensure Area
<b>Region 5 - North Central</b>	Academic and Behavioral Strategist
	Development Disabilities
	Early Childhood Special Education
	Emotional Behavior Disorders
	Learning Disabilities
	Mild to Moderate Mentally Handicapped
	Moderate to Severe Mentally Handicapped

Region	Licensure Area
<b>Region 6 - Southwest Central</b>	Academic and Behavioral Strategist
	Early Childhood Special Education
	Emotional Behavior Disorders
	Learning Disabilities

Region	Licensure Area
<b>Region 6W - Upper Minnesota Valley</b>	None

Region	Licensure Area
<b>Region 7E - East Central</b>	Academic and Behavioral Strategist
	Development Disabilities

Region	Licensure Area
	Emotional Behavior Disorders
	Learning Disabilities
	Mild to Moderate Mentally Handicapped
	Moderate to Severe Mentally Handicapped

Region	Licensure Area
<b>Region 7W - Central</b>	Academic and Behavioral Strategist
	Autism Spectrum Disorders
	Development Disabilities
	Early Childhood Special Education
	Emotional Behavior Disorders
	English as a Second Language
	Learning Disabilities
	Mild to Moderate Mentally Handicapped
	Moderate to Severe Mentally Handicapped

Region	Licensure Area
<b>Region 8 - Southwest</b>	Academic and Behavioral Strategist
	Early Childhood Special Education
	Emotional Behavior Disorders
	Learning Disabilities

Region	Licensure Area
<b>Region 9 - South Central</b>	Academic and Behavioral Strategist
	Early Childhood Special Education
	Emotional Behavior Disorders
	Learning Disabilities

Region	Licensure Area
<b>Region 10 - Southeast</b>	Academic and Behavioral Strategist
	Autism Spectrum Disorders
	Deaf or Hard of Hearing
	Development Disabilities
	Early Childhood Special Education
	Emotional Behavior Disorders
	English as a Second Language
	Learning Disabilities

Region	Licensure Area
	Mild to Moderate Mentally Handicapped
	Moderate to Severe Mentally Handicapped
	Oral/Aural Deaf Education

Region	Licensure Area
<b>Region 11 - 7 County Twin Cities</b>	Academic and Behavioral Strategist
	American Sign Language
	Arabic
	Autism Spectrum Disorders
	Business
	Dance and Theatre
	Deaf or Hard of Hearing
	Development Disabilities
	Developmental/ Adapted Physical Education
	Early Childhood Special Education
	Emotional Behavior Disorders
	Family and Consumer Sciences
	Hmong
	Home Economics
	Learning Disabilities
	Library Media Specialists
	Mild to Moderate Mentally Handicapped
	Moderate to Severe Mentally Handicapped
	Oral/Aural Deaf Education
	Parent and Family Education
Spanish	
Teacher/Coordinator Work Based Learning	
Theater Arts	

## Statewide Racial and Ethnic Groups Shortage Area

Fully licensed teachers providing classroom instruction who belong to any racial or ethnic group other than White (non-Hispanic/Latino) meet this shortage area.

# Application and Award Process

---

A TSLRP applicant may receive a maximum of \$1,000 per year, not to exceed the balance of the applicant's qualified educational loans, including principal and interest. An applicant may receive a lifetime maximum of five awards. [Minnesota Administrative Rules 4830.9130](https://www.revisor.mn.gov/rules/4830.9130/) (<https://www.revisor.mn.gov/rules/4830.9130/>) prioritize awards among eligible applicants when there is more demand for the program than available funding:

- A. Financial need of an applicant, considering the applicant's income (without regard to spousal income, if applicable), household size, and total qualified educational loan
- B. Previous awards to the applicant from TSLRP
- C. Whether the applicant is employed in an economic development region that is a teacher shortage area
- D. Whether the applicant is employed in a teacher shortage area within the applicant's economic development region
- E. Whether the applicant is employed in a statewide teacher shortage area
- F. Whether the applicant belong to any racial or ethnic group other than White (non-Hispanic/Latino).
- G. Statewide distribution of funds

## Applicants

To be an eligible applicant, an individual must:

- A. Hold a teaching license issued by the Minnesota Professional Educator Licensing and Standards Board;
- B. Be employed by a school district to provide classroom instruction in a teacher shortage area;
- C. Not have received five annual awards from this program;
- D. Provide a completed application;
- E. Have outstanding qualified educational loan debt;
- F. Not submit false or misleading information on any application to this program; and
- G. Provide verification of the application of previously awarded funds toward eligible qualified educational loans, if the applicant has previously received an award.

## Application Review and Verification

Using the prioritization outlined in Administrative Rules, applications from eligible applicants are ranked within each Economic Development Region. Applications ranked with the highest priority are selected for review and verification within the amount of available funding.

Applicants selected for further review are provided with notice to submit additional supporting documentation. The additional supporting documentation included:

- A. Application Data Verification Form
- B. Employment Verification Form (completed by school or school district representative)
- C. Verification of Qualified Educational Loans (statements from lenders and servicers)

#### D. Verification of Income and Household Size (federal tax forms)

Ineligible applications are identified prior to selection for review and during review and ineligible applicants are notified of ineligibility.

## **Award Process**

Awards are made to selected applicants after verification is complete. Recipients receive award funds directly. Within 60 days of the disbursement date, recipients must submit verification that the full amount of loan repayment disbursement was applied toward one or more qualified loan. Recipients who do not provide the require documentation are not eligible for future program awards and may be subject to other penalties described in the statute.

# Applications

To date, five application periods have been made available:

- 2016 Applications (2015-2016 teaching assignments): May 26, 2016 – June 30, 2016
- 2017 Applications (2016-2017 teaching assignments): May 20, 2017 – June 30, 2017
- 2018 Applications (2017-2018 teaching assignments): May 10, 2018 – June 30, 2018
- 2019 Applications (2018-2019 teaching assignments): June 11, 2019 – July 15, 2019
- 2020 Applications (2019-2020 teaching assignments): August 1, 2020 – September 30, 2020

Table 3 reflects data for 2019 applications among economic development regions:

**Table 3. Teacher Shortage Loan Repayment Program 2019 Applications**

Economic Development Region	Eligible Apps	Ineligible Apps	Apps Selected for Review	Review Documents Received	Verification Complete	Total Apps
Region 1 – Northwest	53	3	53	50	49	56
Region 2 – Headwaters	62	1	62	53	50	63
Region 3 – Arrowhead	145	1	72	64	61	146
Region 4 – West Central	121	2	70	58	57	123
Region 5 – North Central	91	8	91	70	62	99
Region 6E – Southwest Central	70	2	70	63	59	72
Region 6W – Upper MN Valley	23	1	23	19	19	24
Region 7E – East Central	81	2	81	66	60	83
Region 7W – Central	164	6	67	62	56	170
Region 8 – Southwest	96	1	96	80	75	97
Region 9 – South Central	148	4	72	58	54	152
Region 10 – Southeast	247	9	79	80	75	256
Region 11 – Twin Cities Area	729	15	89	67	61	744
Unknown District or Private School	0	4	0	0	0	4
<b>TOTAL</b>	<b>2030</b>	<b>59</b>	<b>925</b>	<b>790</b>	<b>738</b>	<b>2089</b>

The number of completed verifications is less than the number of review documents received, because some applicants submitted incomplete documentation or no documentation at all. Of those selected for review, 80 percent of applications resulted in complete verification and awards.

Table 4 reflects data for the 2020 applications, **still processing**, among economic development regions:

**Table 4. Teacher Shortage Loan Repayment Program 2020 Applications**

Economic Development Region	Eligible Apps	Ineligible Apps	Apps Selected for Review	Total Apps
Region 1 – Northwest	57	0	24	57
Region 2 – Headwaters	82	3	24	85
Region 3 – Arrowhead	118	2	24	120

Economic Development Region	Eligible Apps	Ineligible Apps	Apps Selected for Review	Total Apps
Region 4 – West Central	113	6	24	119
Region 5 – North Central	78	1	25	79
Region 6E – Southwest Central	77	1	24	78
Region 6W – Upper MN Valley	38	3	24	41
Region 7E – East Central	74	0	24	74
Region 7W – Central	112	5	24	117
Region 8 – Southwest	109	4	24	113
Region 9 – South Central	135	13	25	148
Region 10 – Southeast	199	9	24	208
Region 11 – Twin Cities Area	604	30	24	634
Unknown District or Private School	2	2	0	4
<b>TOTAL</b>	<b>1798</b>	<b>79</b>	<b>314</b>	<b>1877</b>

Table 5 reflects 2019 and 2020 applications by race/ethnicity:

**Table 5. Teacher Shortage Loan Repayment Program 2019 and 2020 applications by Race/Ethnicity**

Race/Ethnicity	2019 Apps	2020 Apps	Total
American Indian or Alaska Native	9	24	33
Asian	36	38	74
Black or African American	30	42	72
Hispanic or Latino	46	41	87
Native Hawaiian or Other Pacific Islander	2	4	6
Two or More Races	29	26	55
White, Not Hispanic or Latino	1867	1660	3527
Not Reported	69	4	73

Table 6 represents age demographics of applicants selected for review:

**Table 6. Teacher Shortage Loan Repayment Program Age of Applicants Selected for Review**

Age	2016	2017	2018	2019	2020	Total
Average	35.42	34.99	35.60	36.15661	34.79418	35.391322
Median	34	33	34	34	33	33.6
Minimum	23	23	23.5	22	21	22.5
Maximum	69	64	65	73	65	67.2



# Awards

---

Upon successful verification of 2019 application documents, OHE notified applicants of awards, sent award payments, and required award recipients to return documents verifying payment was made to qualified student loans. The average award paid among 2019 award recipients was \$992.91. Of the 2019 award recipients, 693 elected to re-apply with the 2020 application.

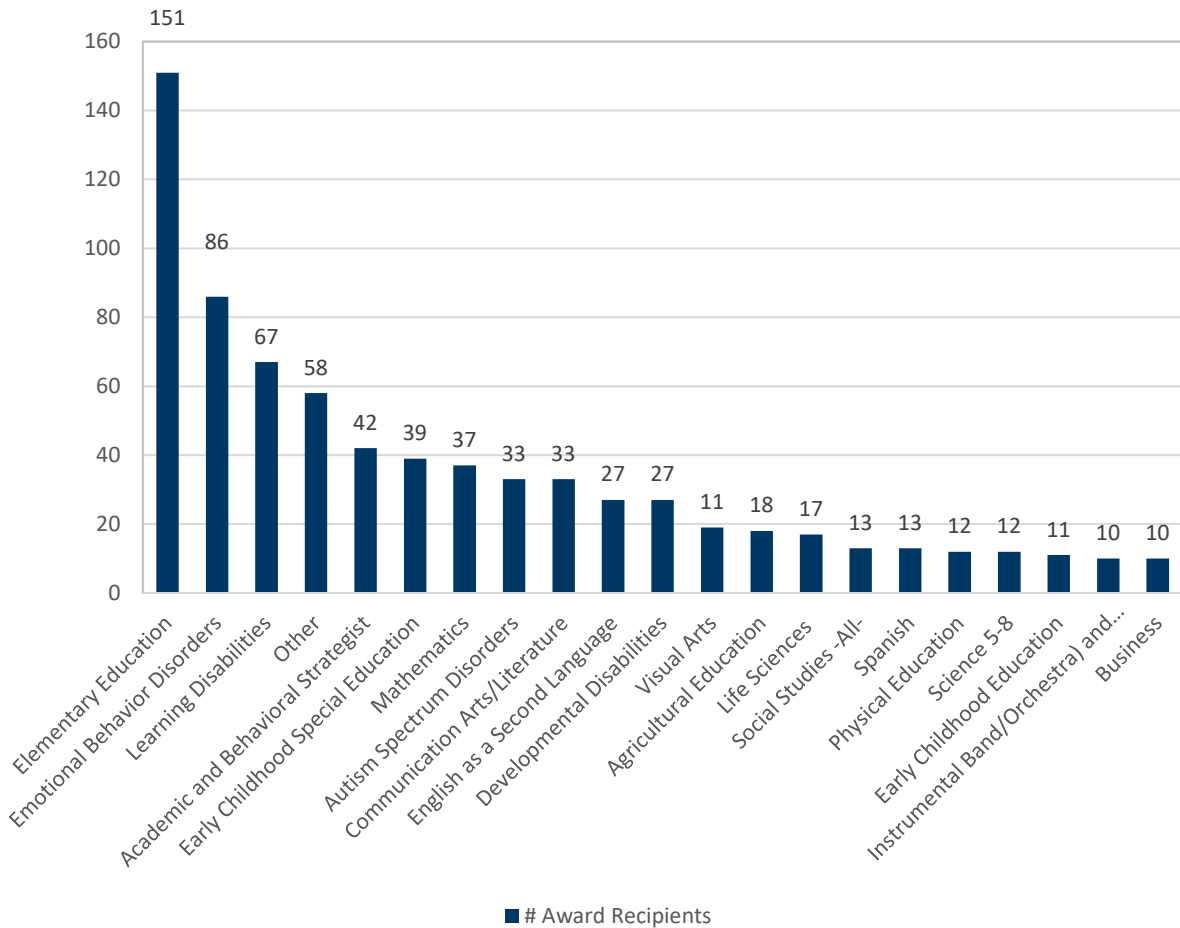
**Table 7. Teacher Shortage Loan Repayment Program 2019 Awards**

<b>Economic Development Region</b>	<b>Award Notice Sent</b>	<b>Payment Notice Sent</b>	<b>Payment Verification Received</b>
Region 1 – Northwest	49	49	49
Region 2 – Headwaters	50	49	49
Region 3 – Arrowhead	61	61	59
Region 4 – West Central	57	55	55
Region 5 – North Central	61	61	61
Region 6E – Southwest Central	59	59	58
Region 6W – Upper MN Valley	19	19	19
Region 7E – East Central	60	60	56
Region 7W – Central	57	57	57
Region 8 – Southwest	75	75	75
Region 9 – South Central	54	54	53
Region 10 – Southeast	75	75	72
Region 11 – Twin Cities Area	61	61	59
<b>TOTAL</b>	<b>738</b>	<b>735</b>	<b>722</b>

# Recipients

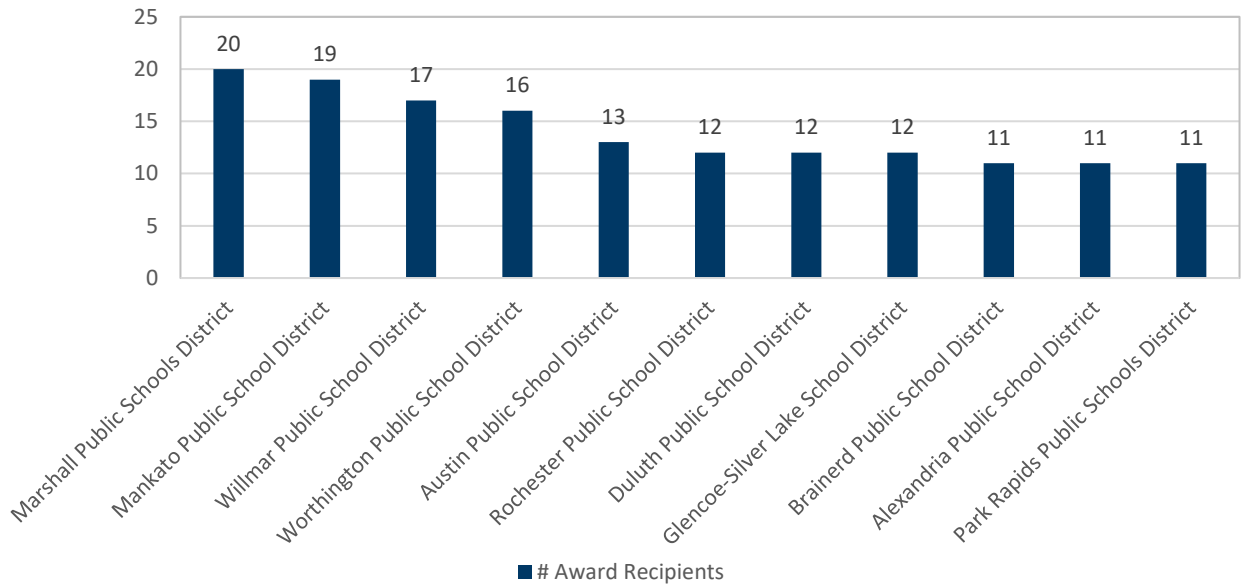
Figures 1 through 3 depict summary data about license fields, district, and economic development regions of 2019 award recipients.

**Figure 1. Teacher Shortage Loan Repayment 2019 Award Recipient by License Fields**



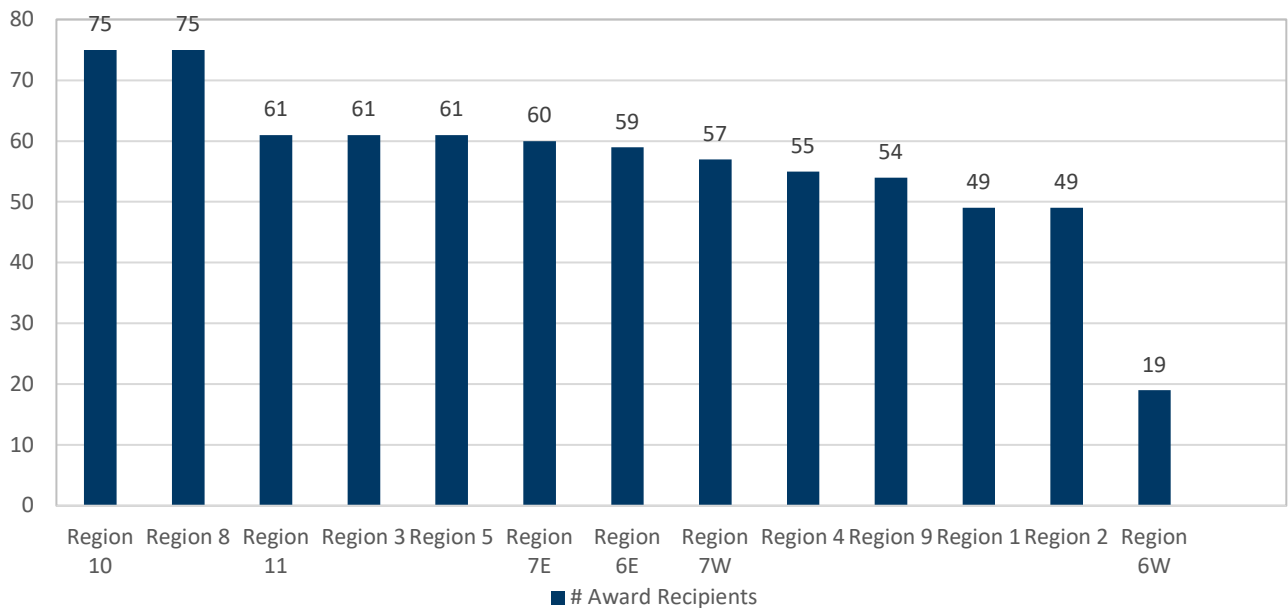
*Note: The category of “Other” includes license fields with less than 10 recipients per field: Agricultural (Non-Vocational), American Indian Language and Culture, American Sign Language, Chemistry, Computer Communications and the Internet, Construction Careers, Deaf or Hard of Hearing, English/Language Arts, Family and Consumer Sciences, German, Health Education, Home Economics, Keyboarding for Computer Applications, Manufacturing Careers, Oral/Aural Deaf Education, Parent and Family Education, Pre-Kindergarten, Pre-Primary, Reading, Science 5-8, Technology, Vocal and Classroom Music, and Vocal Music.*

**Figure 2. Teacher Shortage Loan Repayment 2019 Award by Recipient Districts**



NOTE: A list of 233 additional school districts with less than 10 award recipients each is provided in Appendix A.

**Figure 3. Teacher Shortage Loan Repayment 2019 Award Recipient by Economic Development Regions**



## Appendix A:

### 2019 School Districts with Less Than 10 Award Recipients

– A.C.G.C. Public School District	– Cloquet Public School District
– Academia Cesar Chavez Charter School	– Columbia Heights Public School Dist
– Ada-Borup Public School District	– Cook County Public Schools
– Adrian Public School District	– Crookston Public School District
– AFSA High School	– Crosby-Ironton Public School Dist.
– Albany Public School District	– Dassel-Cokato Public School Dist.
– Albert Lea Public School District	– Deer River Public School District
– Anoka-Hennepin Public School District	– Delano Public School District
– Art and Science Academy	– Detroit Lakes Public School Dist.
– Ashby Public School District	– Duluth Public Schools Academy
– Badger Public School District	– E.C.H.O. Charter School
– Bagley Public School District	– Eagle Ridge Academy Charter School
– Barnesville Public School District	– East Central School District
– Battle Lake Public School District	– East Grand Forks Public School Dist
– Beacon Academy	– Eastern Carver County Public School
– Bemidji Public School District	– Eden Prairie Public School District
– Benson Public School District	– Eden Valley-Watkins School District
– Bertha-Hewitt Public School District	– Elk River Public School District
– Big Lake Public School District	– Ellsworth Public School District
– Blackduck Public School District	– Esko Public School District
– Blooming Prairie Public School Dist	– Fairmont Area School District
– Bloomington Public School District	– Faribault Public School District
– Blue Earth Area Public School	– Fergus Falls Public School District
– Braham Public School District	– Fertile-Beltrami School District
– Breckenridge Public School District	– Fisher Public School District
– Brooklyn Center School District	– Foley Public School District
– Browerville Public School District	– Forest Lake Public School District
– Buffalo-Hanover-Montrose Public Sch	– Fosston Public School District
– Burnsville Public School District	– Frazee-Vergas Public School Dist.
– Cambridge-Isanti Public School Dist	– Freshwater Ed. Dist.
– Canby Public School District	– Fridley Public School District
– Cannon Falls Public School District	– G.F.W.
– Cass Lake-Bena Public Schools	– Glacial Hills Elementary
– Cedar Mountain School District	– Goodhue County Education District
– Chisago Lakes School District	– Goodhue Public School District
– Chisholm Public School District	– Granada Huntley-East Chain
– Clearbrook-Gonvick School District	– Grand Meadow Public School District

– Cleveland Public School District	– Grand Rapids Public School District
– Greenway Public School District	– Maple River School District
– Grygla Public School District	– Marshall County Central Schools
– Hancock Public School District	– McGregor Public School District
– Hawley Public School District	– Medford Public School District
– Hayfield Public School District	– Meeker And Wright Special Education
– Henning Public School District	– Melrose Public School District
– Hermantown Public School District	– Menahga Public School District
– Heron Lake-Okabena School District	– Milaca Public School District
– Hiawatha Valley Ed. District	– Minneapolis Public School District
– Hinckley-Finlayson School District	– Minnesota Transitions Charter School
– Houston Public School District	– Minnewaska School District
– Howard Lake-Waverly-Winsted	– Montevideo Public School District
– Hutchinson Public School District	– Monticello Public School District
– Intermediate School District 287	– Moorhead Public School District
– Intermediate School District 917	– Mora Public School District
– International Falls School District	– Morris Area Public Schools
– Jackson County Central School Dist.	– Mounds View Public School District
– Jane Goodall Environmental Science Academy	– Murray County Central School Dist.
– Kasson-Mantorville School District	– New London-Spicer School District
– Kelliher Public School District	– New Prague Area Schools
– Kenyon-Wanamingo School District	– New Ulm Public School District
– Kerkhoven-Murdock-Sunburg	– New York Mills Public School Dist.
– Kimball Public School District	– North Branch Public Schools
– La Crescent Montessori & STEM School	– North St Paul-Maplewood Oakdale Public School District
– Lac qui Parle Valley School Dist.	– Northeast Metro 916
– Lake City Public School District	– Northern Lights Academy Cooperative
– Lake of The Woods School District	– Northern Lights Community School
– Lake Park Audubon School District	– Northfield Public School District
– Lake Superior Public School Dist.	– Northland Learning Center
– Lakeview School District	– Ogilvie Public School District
– Laporte Public School District	– Onamia Public School District
– Le Sueur-Henderson School District	– Orono Public School District
– Lewiston-Altura Public School Dist.	– Ortonville Public Schools
– Life Prep	– Osseo Public School District
– Lionsgate Academy	– Owatonna Public School District
– Litchfield Public School District	– Parkers Prairie Public School Dist.
– Little Falls Public School District	– Pelican Rapids Public School Dist.
– Long Prairie-Grey Eagle School District	– Pequot Lakes Public Schools
– Luverne Public School District	– Perham-Dent Public School District
– Mabel-Canton Public School Dist.	– Pierz Public School District

– MACCRAY School District	– Pillager Public School District
– Mahnommen Public School District	– St. James Public School District
– Pine City Public School District	– St. Louis County School District
– Pine Island Public School Dist.	– St. Michael-Albertville School Dist
– Pine River-Backus School District	– St. Paul Public School District
– Pipestone Area School District	– St. Peter Public School District
– Princeton Public School District	– Staples-Motley School District
– Prior Lake-Savage Area Schools	– Stewartville Public School District
– Proctor Public School District	– Thief River Falls School District
– Red Lake County Central Public Schools	– Tracy Area Public School District
– Red Lake Falls Public School Dist.	– TrekNorth High School
– Red Lake Public School District	– Tri-City United School District
– Red Rock Central School District	– Tri-County School District
– Red Wing Public School District	– TRIO Wolf Creek Distance Learning
– Redwood Area School District	– Triton School District
– Renville County West School Dist.	– Truman Public School District
– Richfield Public School District	– Underwood Public School District
– Robbinsdale Public School District	– United South Central School Dist.
– Rocori Public School District	– Upsala Public School District
– Roseau Public School District	– Verndale Public School District
– Rosemount-Apple Valley-Eagan	– Virginia Public School District
– Roseville Public School District	– Wabasso Public School District
– Royalton Public School District	– Wadena-Deer Creek School District
– RTR Public Schools	– Walker-Hackensack-Akeley Schl. Dist
– Runestone Area Ed. District	– Warren-Alvarado-Oslo School Dist.
– Rush City Public School District	– Warroad Public School District
– SAGE Academy Charter School	– Waseca Public School District
– Sartell-St. Stephen School District	– Waubun-Ogema-White Earth Public Sch
– Sauk Centre Public School District	– Wayzata Public School District
– Sauk Rapids-Rice Public Schools	– West Central Education District
– Schoolcraft Learning Community Chtr	– West St. Paul-Mendota Hts.-Eagan
– Sibley East School District	– Westbrook-Walnut Grove Schools
– Sleepy Eye Public School District	– Westonka Public School District
– South St. Paul Public School Dist.	– Willow River Public School District
– South Washington County School Dist	– Windom Public School District
– Springfield Public School District	– Win-E-Mac School District
– St. Charles Public School District	– Winona Area Public School District
– St. Cloud Public School District	– Zumbrota-Mazeppa School District
– St. Croix River Education District	



2021