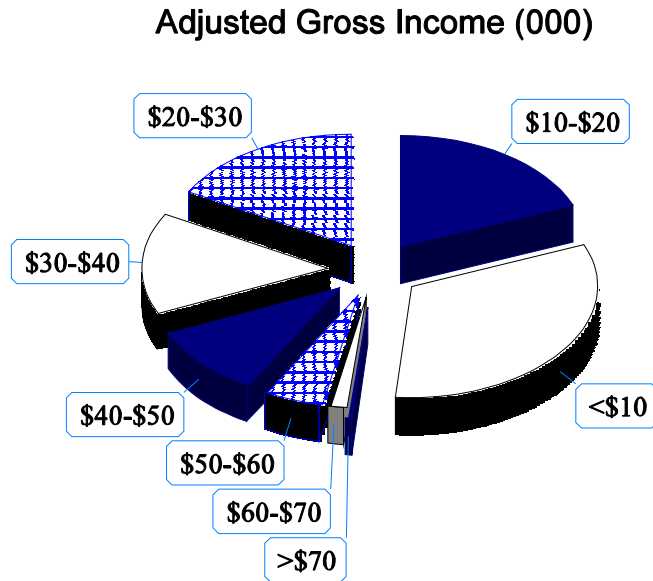


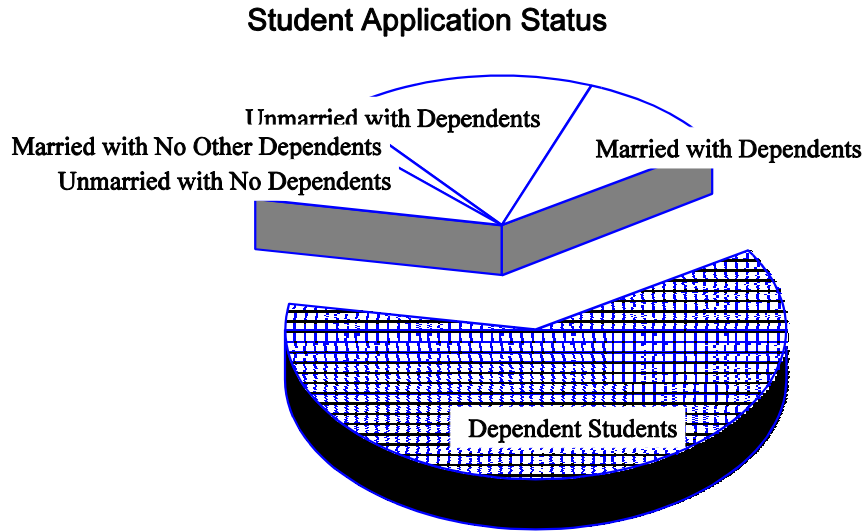
1. Minnesota State Grant Statistics for Fiscal Year 1997: All Recipients



Adjusted Gross Income	Number of Minnesota State Grant Recipients	Combined Federal Pell and Minnesota State Grant Awards (Million)	Minnesota State Grant Awards (Million)
Less than \$10,000	20,146	\$50.39	\$20.77
\$10,000 to \$19,999	11,558	\$29.49	\$17.74
\$20,000 to \$29,999	10,380	\$26.73	\$18.74
\$30,000 to \$39,999	8,911	\$19.13	\$15.53
\$40,000 to \$49,999	6,411	\$11.41	\$10.40
\$50,000 to \$59,999	2,927	\$4.62	\$4.45
\$60,000 to \$69,999	895	\$1.25	\$1.23
\$70,000 and Over	295	\$0.37	\$0.35
Total	61,523	\$143.41	\$89.22

Source: Minnesota Higher Education Services Office

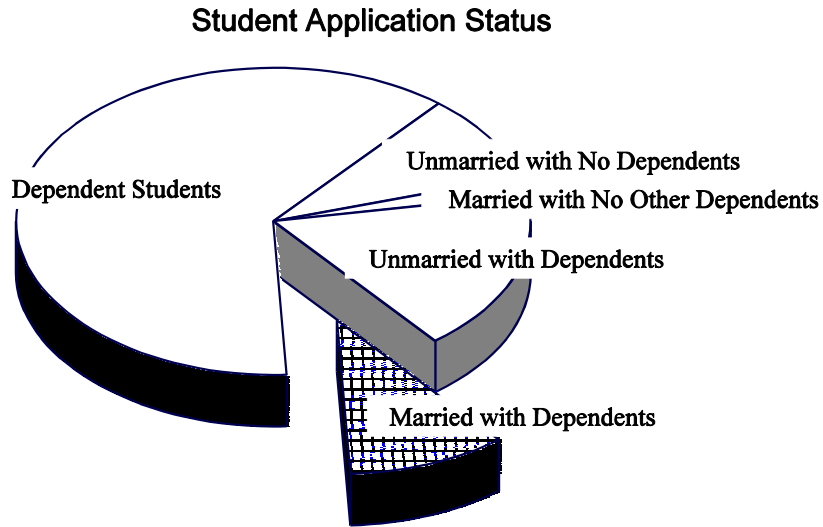
2. Minnesota State Grant Statistics for Fiscal Year 1997: Students Applying as Dependent Students



Adjusted Gross Income	Number of Minnesota State Grant Recipients	Combined Federal Pell and Minnesota State Grant Awards (Million)	Minnesota State Grant Awards (Million)
Less than \$10,000	5,286	\$16.18	\$8.47
\$10,000 to \$19,999	6,661	\$20.27	\$13.82
\$20,000 to \$29,999	8,312	\$22.62	\$17.04
\$30,000 to \$39,999	7,841	\$17.43	\$14.60
\$40,000 to \$49,999	6,070	\$10.98	\$10.08
\$50,000 to \$59,999	2,851	\$4.53	\$4.37
\$60,000 to \$69,999	879	\$1.24	\$1.22
\$70,000 and Over	293	\$0.37	\$0.35
Total	38,193	\$93.62	\$69.95

Source: Minnesota Higher Education Services Office

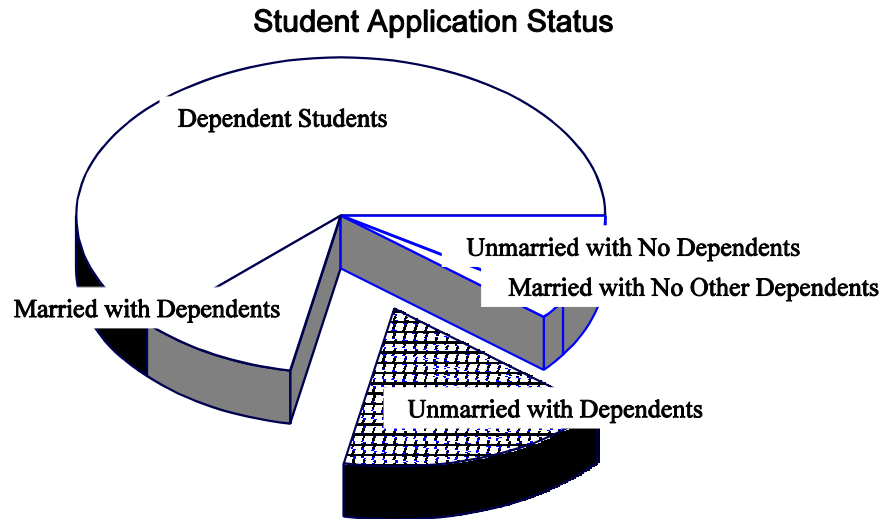
3. Minnesota State Grant Statistics for Fiscal Year 1997: Married Students with Dependents Applying as Independent Students



Adjusted Gross Income	Number of Minnesota State Grant Recipients	Combined Federal Pell and Minnesota State Grant Awards (Million)	Minnesota State Grant Awards (Million)
Less than \$10,000	1,407	\$2.87	\$0.91
\$10,000 to \$19,999	1,754	\$3.37	\$1.18
\$20,000 to \$29,999	1,513	\$3.07	\$1.17
\$30,000 to \$39,999	983	\$1.57	\$0.84
\$40,000 to \$49,999	330	\$0.41	\$0.31
\$50,000 to \$59,999	75	\$0.09	\$0.08
\$60,000 to \$69,999	15	\$0.01	\$0.01
\$70,000 and Over	2	\$0.00	\$0.00
Total	6,079	\$11.40	\$4.50

Source: Minnesota Higher Education Services Office

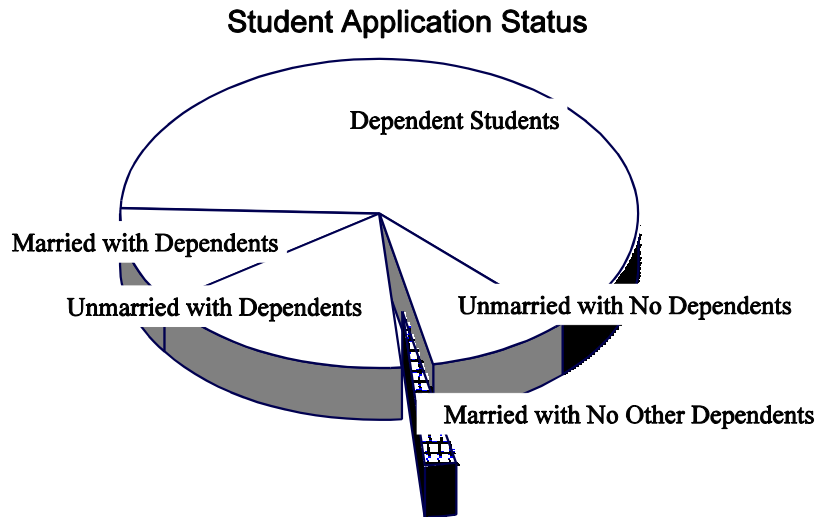
4. Minnesota State Grant Statistics for Fiscal Year 1997: Unmarried Students with Dependents Applying as Independent Students



Adjusted Gross Income	Number of Minnesota State Grant Recipients	Combined Federal Pell and Minnesota State Grant Awards (Million)	Minnesota State Grant Awards (Million)
Less than \$10,000	8,089	\$20.04	\$6.43
\$10,000 to \$19,999	1,936	\$4.47	\$1.62
\$20,000 to \$29,999	465	\$0.95	\$0.44
\$30,000 to \$39,999	82	\$0.12	\$0.08
\$40,000 to \$49,999	11	\$0.02	\$0.02
\$50,000 to \$59,999	1	\$0.00	\$0.00
\$60,000 to \$69,999	0	\$0.00	\$0.00
\$70,000 and Over	0	\$0.00	\$0.00
Total	10,584	\$25.60	\$8.59

Source: Minnesota Higher Education Services Office

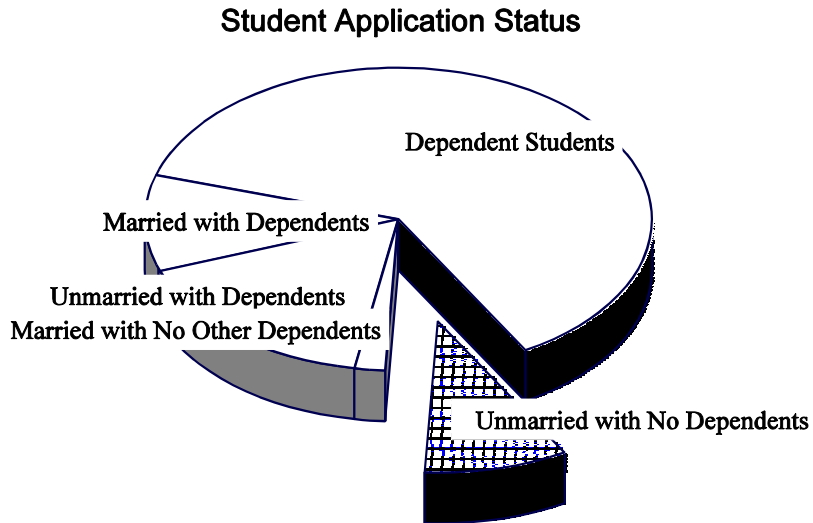
5. Minnesota State Grant Statistics for Fiscal Year 1997: Married Students Without Dependents Other than Spouse Applying as Independent Students



Adjusted Gross Income	Number of Minnesota State Grant Recipients	Combined Federal Pell and Minnesota State Grant Awards (Million)	Minnesota State Grant Awards (Million)
Less than \$10,000	618	\$1.46	\$0.58
\$10,000 to \$19,999	457	\$0.72	\$0.47
\$20,000 to \$29,999	89	\$0.08	\$0.08
\$30,000 to \$39,999	5	\$0.01	\$0.01
\$40,000 to \$49,999	0	\$0.00	\$0.00
\$50,000 to \$59,999	0	\$0.00	\$0.00
\$60,000 to \$69,999	1	\$0.00	\$0.00
\$70,000 and Over	0	\$0.00	\$0.00
Total	1,170	\$2.27	\$1.15

Source: Minnesota Higher Education Services Office

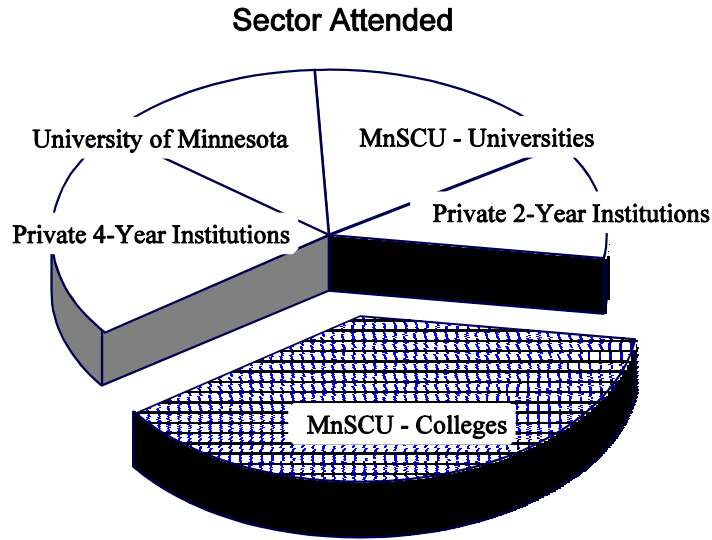
6. Minnesota State Grant Statistics for Fiscal Year 1997: Unmarried Students Without Dependents Applying as Independent Students



Adjusted Gross Income	Number of Minnesota State Grant Recipients	Combined Federal Pell and Minnesota State Grant Awards (Million)	Minnesota State Grant Awards (Million)
Less than \$10,000	4,746	\$9.84	\$4.37
\$10,000 to \$19,999	750	\$0.67	\$0.65
\$20,000 to \$29,999	1	\$0.00	\$0.00
\$30,000 to \$39,999	0	\$0.00	\$0.00
\$40,000 to \$49,999	0	\$0.00	\$0.00
\$50,000 to \$59,999	0	\$0.00	\$0.00
\$60,000 to \$69,999	0	\$0.00	\$0.00
\$70,000 and Over	0	\$0.00	\$0.00
Total	5,497	\$10.51	\$5.03

Source: Minnesota Higher Education Services Office

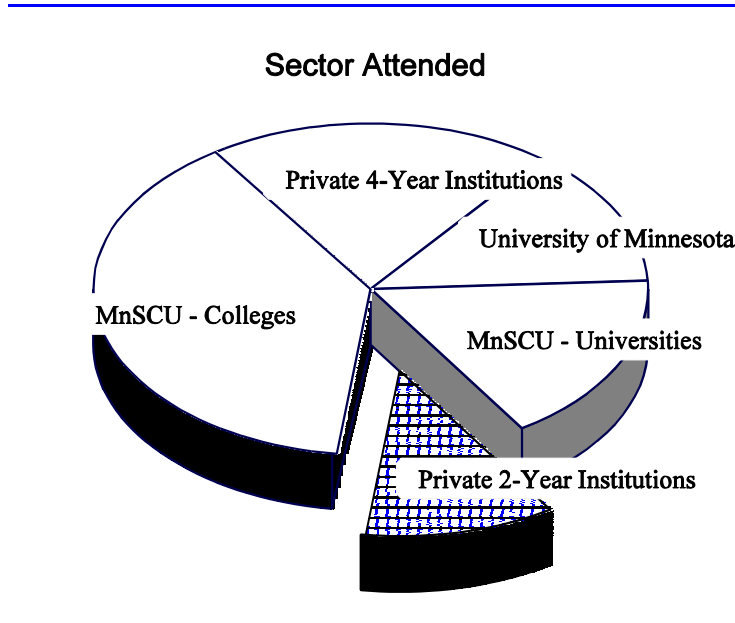
7. Minnesota State Grant Statistics for Fiscal Year 1997: Students Attending MnSCU Colleges



Adjusted Gross Income	Number of Minnesota State Grant Recipients	Combined Federal Pell and Minnesota State Grant Awards (Million)	Minnesota State Grant Awards (Million)
Less than \$10,000	10,246	\$21.05	\$4.90
\$10,000 to \$19,999	4,876	\$9.59	\$4.07
\$20,000 to \$29,999	3,842	\$7.05	\$3.69
\$30,000 to \$39,999	2,794	\$3.77	\$2.47
\$40,000 to \$49,999	1,400	\$1.43	\$1.10
\$50,000 to \$59,999	326	\$0.22	\$0.19
\$60,000 to \$69,999	40	\$0.03	\$0.02
\$70,000 and Over	4	\$0.01	\$0.00
Total	23,528	\$43.15	\$16.45

Source: Minnesota Higher Education Services Office

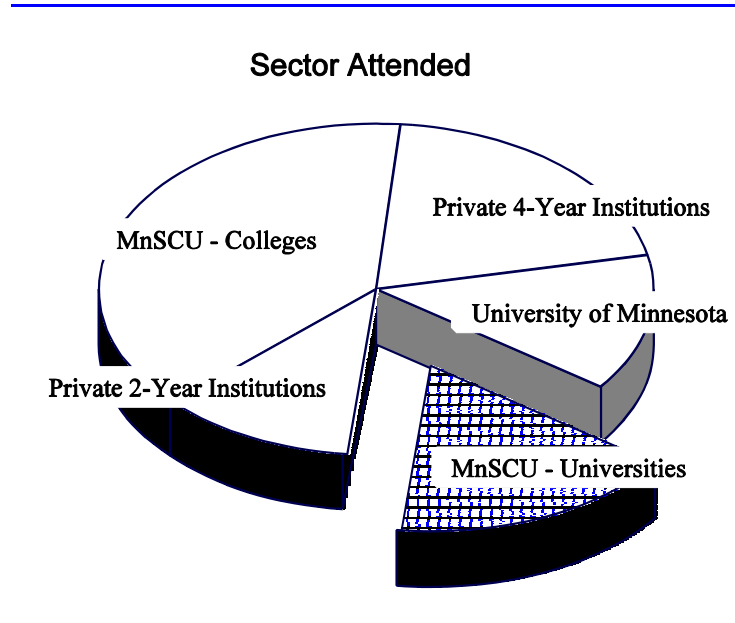
8. Minnesota State Grant Statistics for Fiscal Year 1997: Students Attending Minnesota's Private Two-Year (Career) Institutions



Adjusted Gross Income	Number of Minnesota State Grant Recipients	Combined Federal Pell and Minnesota State Grant Awards (Million)	Minnesota State Grant Awards (Million)
Less than \$10,000	3,066	\$8.55	\$4.57
\$10,000 to \$19,999	1,483	\$3.83	\$2.54
\$20,000 to \$29,999	964	\$2.63	\$1.97
\$30,000 to \$39,999	663	\$1.51	\$1.29
\$40,000 to \$49,999	517	\$0.82	\$0.79
\$50,000 to \$59,999	176	\$0.23	\$0.23
\$60,000 to \$69,999	39	\$0.04	\$0.04
\$70,000 and Over	8	\$0.00	\$0.00
Total	6,916	\$17.62	\$11.44

Source: Minnesota Higher Education Services Office

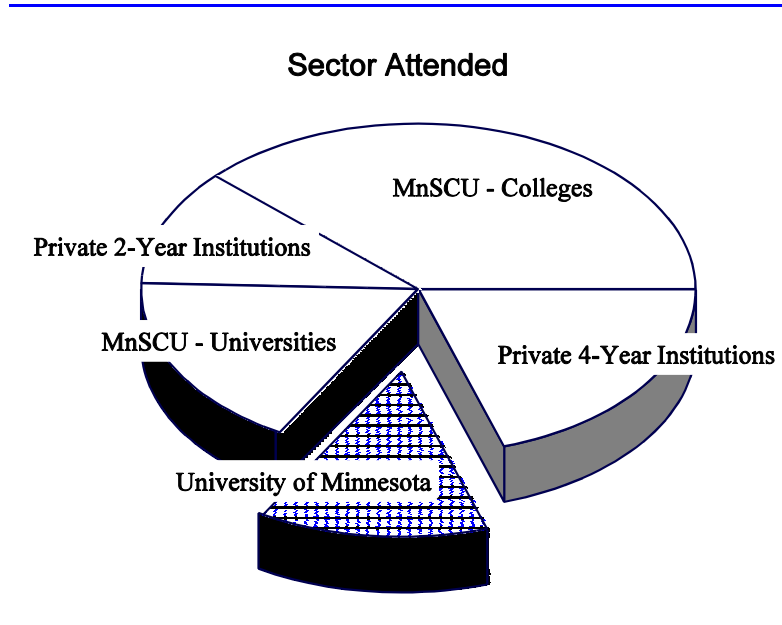
9. Minnesota State Grant Statistics for Fiscal Year 1997: Students Attending MnSCU Universities



Adjusted Gross Income	Number of Minnesota State Grant Recipients	Combined Federal Pell and Minnesota State Grant Awards (Million)	Minnesota State Grant Awards (Million)
Less than \$10,000	2,682	\$6.30	\$2.40
\$10,000 to \$19,999	2,037	\$4.87	\$2.76
\$20,000 to \$29,999	2,064	\$4.63	\$3.06
\$30,000 to \$39,999	1,926	\$3.17	\$2.43
\$40,000 to \$49,999	1,309	\$1.66	\$1.41
\$50,000 to \$59,999	495	\$0.46	\$0.42
\$60,000 to \$69,999	51	\$0.04	\$0.03
\$70,000 and Over	6	\$0.01	\$0.01
Total	10,570	\$21.13	\$12.52

Source: Minnesota Higher Education Services Office

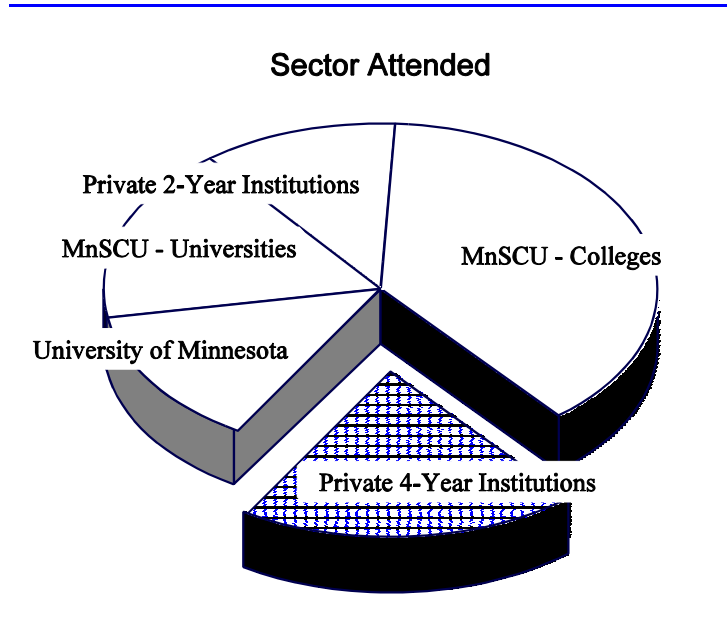
10. Minnesota State Grant Statistics for Fiscal Year 1997: Students Attending the University of Minnesota



Adjusted Gross Income	Number of Minnesota State Grant Recipients	Combined Federal Pell and Minnesota State Grant Awards (Million)	Minnesota State Grant Awards (Million)
Less than \$10,000	2,069	\$6.38	\$2.99
\$10,000 to \$19,999	1,385	\$4.25	\$2.67
\$20,000 to \$29,999	1,467	\$4.22	\$3.00
\$30,000 to \$39,999	1,442	\$3.33	\$2.61
\$40,000 to \$49,999	1,162	\$1.89	\$1.71
\$50,000 to \$59,999	594	\$0.77	\$0.72
\$60,000 to \$69,999	170	\$0.16	\$0.15
\$70,000 and Over	51	\$0.06	\$0.05
Total	8,340	\$21.07	\$13.90

Source: Minnesota Higher Education Services Office

11. Minnesota State Grant Statistics for Fiscal Year 1997: Students Attending Minnesota's Private Four-Year Institutions



Adjusted Gross Income	Number of Minnesota State Grant Recipients	Combined Federal Pell and Minnesota State Grant Awards (Million)	Minnesota State Grant Awards (Million)
Less than \$10,000	2,083	\$8.11	\$5.91
\$10,000 to \$19,999	1,777	\$6.96	\$5.70
\$20,000 to \$29,999	2,043	\$8.19	\$7.01
\$30,000 to \$39,999	2,086	\$7.34	\$6.72
\$40,000 to \$49,999	2,023	\$5.60	\$5.39
\$50,000 to \$59,999	1,336	\$2.95	\$2.90
\$60,000 to \$69,999	595	\$0.99	\$0.99
\$70,000 and Over	226	\$0.29	\$0.29
Total	12,169	\$40.44	\$34.91

Source: Minnesota Higher Education Services Office