

MINNESOTA
OFFICE OF
HIGHER
EDUCATION

reach higher

January 2010



Minnesota State Grant End-of-Year Statistics, Fiscal Year 2009



Author

Meredith Fergus

Policy Analyst
Tel: 651-259-3963
meredith.fergus@state.mn.us


About the Minnesota Office of Higher Education

The Minnesota Office of Higher Education is a cabinet-level state agency providing students with financial aid programs and information to help them gain access to postsecondary education. The agency also serves as the state's clearinghouse for data, research and analysis on postsecondary enrollment, financial aid, finance and trends.

The Minnesota State Grant Program is the largest financial aid program administered by the Office of Higher Education, awarding up to \$150 million in need-based grants to Minnesota residents attending eligible colleges, universities and career schools in Minnesota. The agency oversees other state scholarship programs, tuition reciprocity programs, a student loan program, Minnesota's 529 College Savings Plan, licensing and early college awareness programs and initiatives for youth.

Minnesota Office of Higher Education

1450 Energy Park Drive, Suite 350
Saint Paul, MN 55108-5227
Tel: 651.642.0567 or 800.657.3866
TTY Relay: 800.627.3529
Fax: 651.642.0675
E-mail: info.ohe@state.mn.us
www.getreadyforcollege.org
www.ohe.state.mn.us



MINNESOTA
OFFICE OF
HIGHER
EDUCATION

reach higher

Table of Contents

Introduction	3
Overview	4
Institution Choice.....	6
Family Circumstances.....	8
Registration Load.....	9
Tables: Number of Recipients, Combined Pell and State Grant Awarded and State Grant Amount Awarded by Family Type, by annual Registration Load, by Institution Type, and by Adjusted Gross Income:	
All Students Summary Table.....	13
Dependent Students	
Registered for fewer than 30 credits.....	14
Registered for 30 or more credits.....	15
Married Independent Students with Dependents (Children)	
Registered for fewer than 30 credits.....	16
Registered for 30 or more credits.....	17
Unmarried Independent Students with Dependents (Children)	
Registered for fewer than 30 credits.....	18
Registered for 30 or more credits.....	19
Married Independent Students with No Other Dependents (Children)	
Registered for fewer than 30 credits.....	20
Registered for 30 or more credits.....	21
Unmarried Independent Students with No Dependents (Children)	
Registered for fewer than 30 credits.....	22
Registered for 30 or more credits.....	23
Number of Recipients and Amount Awarded by Institution.....	24

Introduction

The Minnesota State Grant is the state's largest need-based financial aid program. In Fiscal Year 2009, more than 84,000 Minnesota residents received State Grants, totaling \$143 million. This report is an annual summary containing data on the number and dollar amounts of Minnesota State Grants received by Minnesota undergraduates for Fiscal Year 2009 (July 1, 2008 to June 30, 2009).

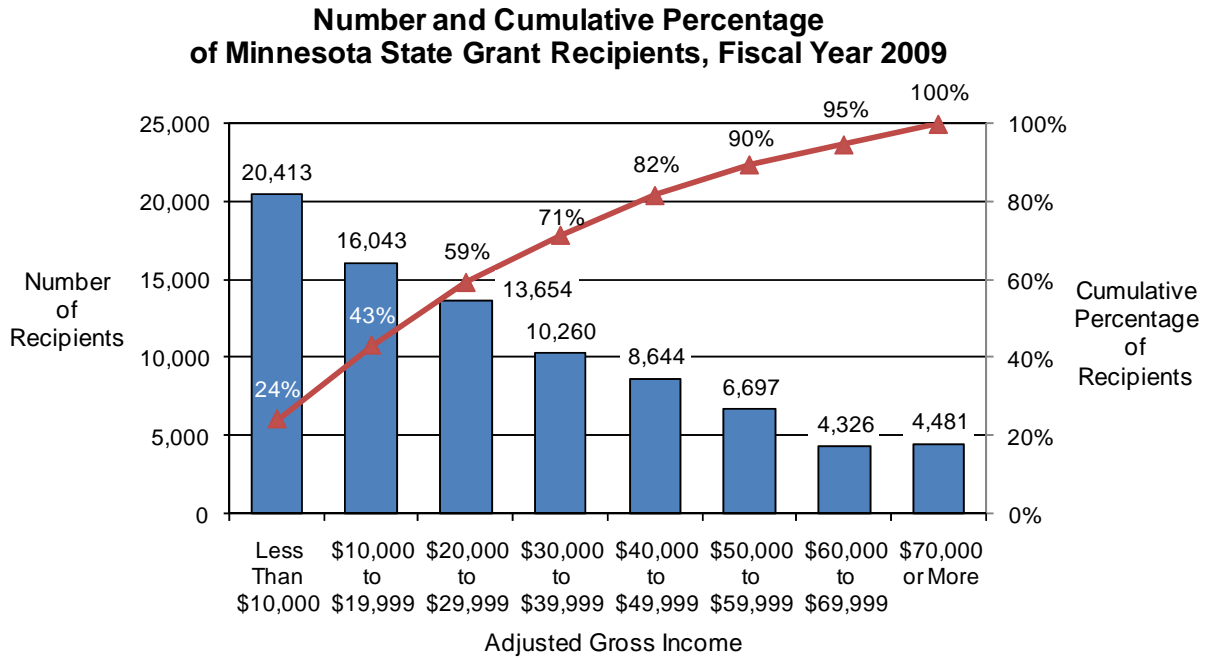
Minnesota State Grants are coordinated with federal Pell grants, so the tables and graphs also show combined federal Pell and State Grant awards received by State Grant recipients. Data are reported by the adjusted gross income of the student's family. The report also includes information on three categories of student characteristics that affect State Grant awards: institution choice, family circumstances and registration load.

In May of 2007, the Legislature established appropriations for the State Grant program of \$147.4 million each year for Fiscal Years 2008 and 2009. The state received additional resources for the program through the federal LEAP and SLEAP programs of approximately \$1.2 million each Fiscal Year. Thus total resources for the Minnesota State Grant program were \$148.6 million.

The data in this report are based on the State Grant research data file as of January 2010. The totals may differ slightly from other documents published by the Minnesota Office of Higher Education, which could be based on minor adjustments made before or after this date. Data on students receiving only Pell Grants are not included in this report.

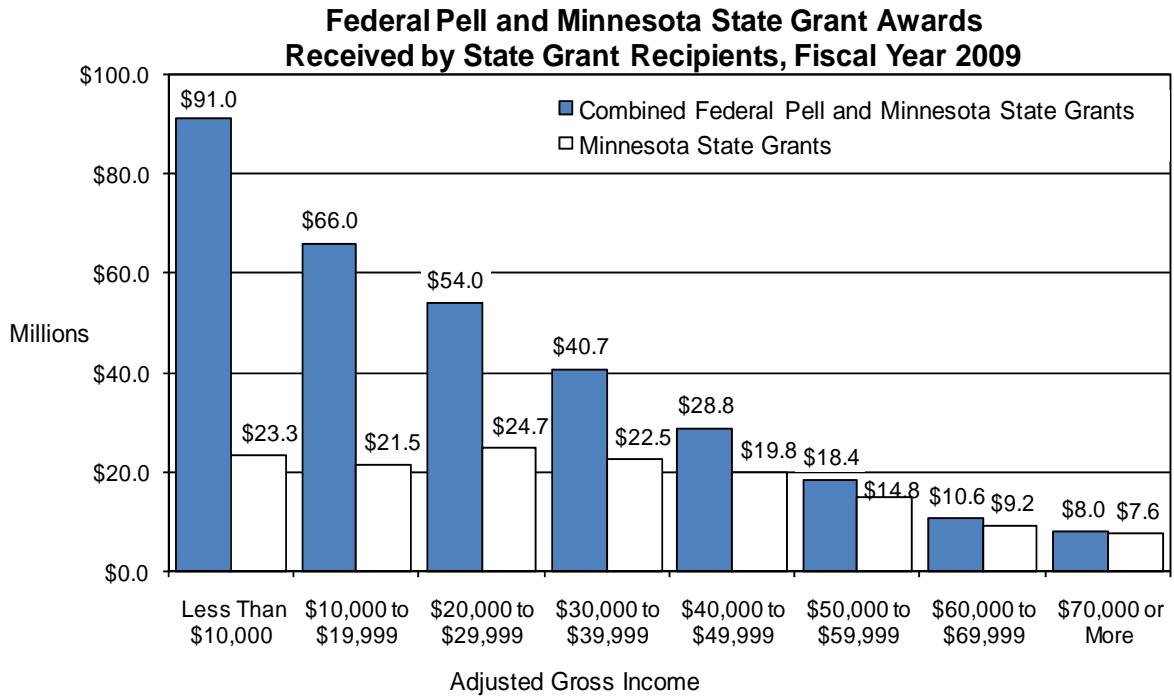
Overview

Minnesota State Grant awards are targeted to students and families with lower incomes. The chart below illustrates the income distribution of the 84,518 grant recipients. Forty-three percent reported annual adjusted gross incomes of less than \$20,000. About 71 percent of recipients were from families earning less than \$40,000.

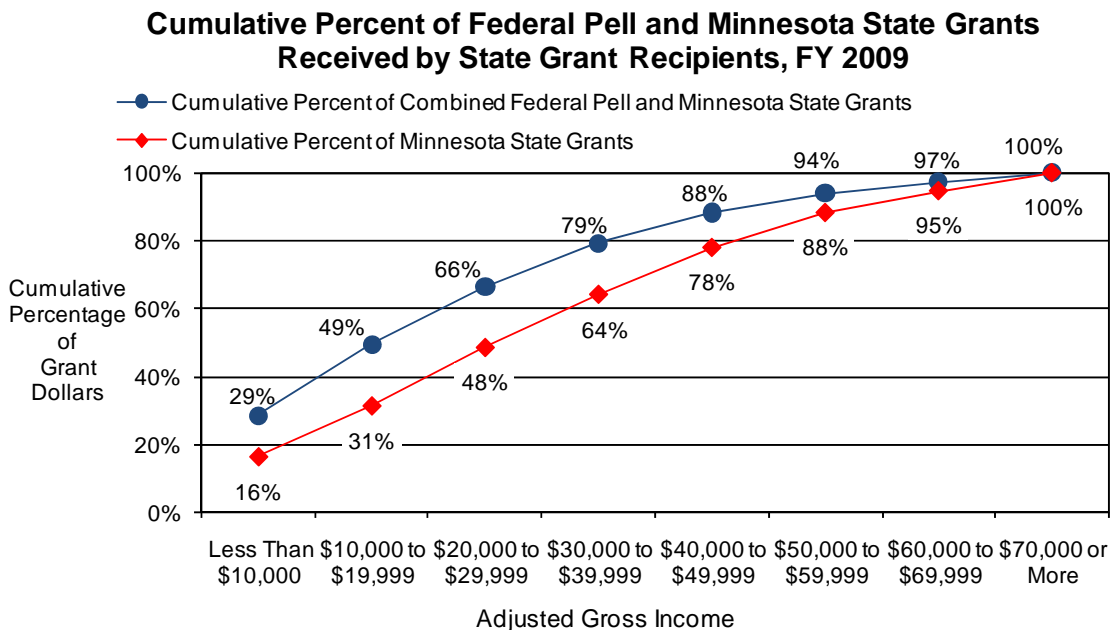


All tables and charts in this report show adjusted gross income of Minnesota State Grant recipients as reported on federal individual income tax forms. For dependent students, the parents' income was used; for others, the students' and spouses', if married, were used.

Of the \$317 million in combined federal Pell and Minnesota State Grants received by State Grant recipients, \$91 million was awarded to students from families earning less than \$10,000, as shown on the top chart on this page. Of the \$143 million in Minnesota State Grants awarded in Fiscal Year 2009, \$23 million was awarded to students from families earning less than \$10,000.



About 31 percent of Minnesota State Grant awards and 49 percent of combined federal Pell Grant and Minnesota State Grant awards were made to students from families earning less than \$20,000, as shown below.



Postsecondary Institution Choice: The institutions students choose to attend determine the price of attendance used in calculating Minnesota State Grants. Institutions are grouped into five categories for purposes of this report:

- Minnesota State Colleges and Universities - two-year colleges
- Minnesota State Colleges and Universities - four-year universities
- University of Minnesota
- Minnesota private non-profit institutions¹
- Minnesota private for-profit institutions

Minnesota State Grant Statistics, Fiscal Year 2009
All State Grant Recipients

Type of Institution Attended	Number of Recipients	Combined Federal Pell and Minnesota State Grants (millions)	Minnesota State Grants (millions)
MnSCU Two-Year Colleges	33,762	\$103.44	\$28.96
MnSCU Four-Year Universities	12,767	\$48.27	\$23.67
University of Minnesota	9,672	\$49.25	\$31.92
Minnesota Private Non-Profit Institutions	12,943	\$63.34	\$39.81
Minnesota Private For-Profit Institutions	15,374	\$53.23	\$19.16
Total	84,518	\$317.53	\$143.52

¹ Institutions operated by government entities besides Minnesota State Colleges and Universities and the University of Minnesota are included in this category for reporting purposes.

All Minnesota State Grant Recipients

**Fiscal Year 2009
Minnesota State Grant Statistics**

Adjusted Gross Income		All institutions	MnSCU Two-Year Colleges	MnSCU Four-Year Universities	University of Minnesota	Minnesota Private Non-Profit Institutions	Minnesota Private For-Profit Institutions
Less than \$10,000	Number of Recipients Combined federal Pell and Minnesota State Grants Minnesota State Grants	20,413 \$91.01 \$23.32	9,521 \$35.13 \$4.83	2,235 \$11.46 \$3.00	1,611 \$11.40 \$5.19	2,104 \$13.19 \$5.51	4,942 \$19.83 \$4.79
\$10,000 to \$19,999	Number of Recipients Combined federal Pell and Minnesota State Grants Minnesota State Grants	16,043 \$66.01 \$21.52	7,794 \$26.44 \$5.62	1,956 \$9.17 \$3.16	1,228 \$8.15 \$4.28	1,478 \$9.13 \$4.42	3,587 \$13.12 \$4.04
\$20,000 to \$29,999	Number of Recipients Combined federal Pell and Minnesota State Grants Minnesota State Grants	13,654 \$54.04 \$24.72	5,984 \$18.52 \$6.41	1,930 \$8.42 \$4.06	1,235 \$7.89 \$4.86	1,671 \$9.72 \$5.56	2,834 \$9.49 \$3.84
\$30,000 to \$39,999	Number of Recipients Combined federal Pell and Minnesota State Grants Minnesota State Grants	10,260 \$40.69 \$22.49	3,951 \$11.56 \$4.84	1,758 \$7.32 \$4.18	1,223 \$7.13 \$4.88	1,635 \$9.14 \$5.82	1,693 \$5.55 \$2.77
\$40,000 to \$49,999	Number of Recipients Combined federal Pell and Minnesota State Grants Minnesota State Grants	8,644 \$28.81 \$19.84	3,038 \$6.76 \$3.68	1,725 \$5.51 \$3.83	1,123 \$5.42 \$4.32	1,677 \$8.20 \$6.15	1,081 \$2.91 \$1.86
\$50,000 to \$59,999	Number of Recipients Combined federal Pell and Minnesota State Grants Minnesota State Grants	6,697 \$18.41 \$14.77	1,962 \$3.20 \$2.15	1,451 \$3.53 \$2.85	1,071 \$4.10 \$3.53	1,532 \$6.19 \$5.19	681 \$1.39 \$1.05
\$60,000 to \$69,999	Number of Recipients Combined federal Pell and Minnesota State Grants Minnesota State Grants	4,326 \$10.56 \$9.24	980 \$1.36 \$1.03	873 \$1.77 \$1.55	896 \$2.70 \$2.47	1,227 \$4.09 \$3.66	350 \$0.65 \$0.53
\$70,000 or more	Number of Recipients Combined federal Pell and Minnesota State Grants Minnesota State Grants	4,481 \$8.01 \$7.63	532 \$0.46 \$0.40	839 \$1.10 \$1.04	1,285 \$2.47 \$2.40	1,619 \$3.68 \$3.50	206 \$0.30 \$0.29
Total	Number of Recipients Combined federal Pell and Minnesota State Grants Minnesota State Grants	84,518 \$317.53 \$143.52	33,762 \$103.44 \$28.96	12,767 \$48.27 \$23.67	9,672 \$49.25 \$31.92	12,943 \$63.34 \$39.81	15,374 \$53.23 \$19.16

Note: Dollars are in millions; Award amounts for categories with fewer than 10 recipients are reported as zero. Totals include amounts for all categories.

Adjusted gross income of Minnesota State Grant recipients is as reported on federal individual income tax forms. For dependent students, the parents' income was used; for others, the student's, and their spouse's if married, were used.

Family Circumstances: Recipients are classified by family circumstances. Each category of family has its ability to pay assessed somewhat differently:

- Dependent students (usually students less than 24 years old who were not married and not supporting their own children)
- Married independent students with dependents (usually children)
- Unmarried independent students with dependents
- Married independent students with no other dependents
- Unmarried independent students with no dependents

**Minnesota State Grant Statistics, Fiscal Year 2009
All State Grant Recipients**

Family Status	Number of Recipients	Combined Federal Pell and Minnesota State Grants (million)	Minnesota State Grants (million)
Dependent Students	47,910	\$193.54	\$108.46
Married Independent Students with Dependents (Children)	7,723	\$24.67	\$6.46
Unmarried Independent Students with Dependents (Children)	14,551	\$53.97	\$10.62
Married Independent Students with No Other Dependents	1,906	\$5.71	\$2.71
Unmarried Independent Students with No Dependents	12,428	\$39.63	\$15.26
Total	84,518	\$317.53	\$143.52

Registration Load: This report classifies recipients by the number of course credits for which they registered. The registration load chosen by the student affects the price of attendance used in calculating Minnesota State Grant awards. The Minnesota State Grant program defines full-time attendance as a registration load of 15 semester credits (or the equivalent) per term. Registration load data is presented in three sections: course credits by term, registration pattern across terms and annual registration loads.

Minnesota State Grant Statistics, Fiscal Year 2009

All State Grant Recipients

Registration Level (number of credits)	Number of Recipients	Combined Federal Pell and Minnesota State Grants (millions)	Minnesota State Grants (millions)
Summer I Term (2008)			
3	29	\$0.01	\$0.00
4	53	\$0.04	\$0.02
5	45	\$0.04	\$0.02
6	229	\$0.21	\$0.03
7	474	\$0.45	\$0.12
8	1,373	\$1.47	\$0.57
9	287	\$0.34	\$0.07
10	249	\$0.34	\$0.09
11	444	\$0.59	\$0.23
12	1,285	\$2.13	\$0.58
13	274	\$0.47	\$0.15
14	301	\$0.59	\$0.23
15 or more	1,699	\$3.47	\$1.60
Total	6,742	\$10.16	\$3.71
Fall Term (2008)			
3	59	\$0.03	\$0.01
4	363	\$0.27	\$0.08
5	478	\$0.44	\$0.17
6	575	\$0.59	\$0.15
7	1,801	\$2.13	\$0.43
8	2,881	\$3.47	\$1.14
9	1,162	\$1.40	\$0.48
10	2,191	\$3.51	\$0.73
11	2,146	\$3.45	\$1.04
12	7,117	\$12.27	\$4.83
13	6,815	\$14.00	\$4.80
14	6,275	\$14.08	\$6.17
15 or more	33,927	\$83.88	\$47.92
Total	65,790	\$139.53	\$67.95
Winter Term (2009)			
3	10	\$0.00	\$0.00
4	43	\$0.02	\$0.01
5	15	\$0.01	\$0.01
6	232	\$0.19	\$0.03
7	527	\$0.49	\$0.13
8	1,311	\$1.31	\$0.51
9	565	\$0.65	\$0.16
10	307	\$0.38	\$0.11
11	581	\$0.80	\$0.30
12	1,685	\$2.46	\$0.84
13	453	\$0.73	\$0.25
14	363	\$0.59	\$0.26
15 or more	2,196	\$4.00	\$2.11
Total	8,288	\$11.64	\$4.70

Registration Level (number of credits)	Number of Recipients	Combined Federal Pell and Minnesota State Grants (millions)	Minnesota State Grants (millions)
Spring Term (2009)			
3	58	\$0.03	\$0.01
4	417	\$0.31	\$0.09
5	555	\$0.51	\$0.20
6	659	\$0.66	\$0.20
7	2,105	\$2.48	\$0.51
8	3,217	\$3.83	\$1.27
9	1,270	\$1.50	\$0.51
10	2,234	\$3.53	\$0.74
11	2,195	\$3.56	\$1.08
12	7,387	\$12.50	\$4.94
13	6,422	\$12.99	\$4.45
14	5,724	\$12.67	\$5.52
15 or more	31,139	\$76.18	\$43.73
Total	63,382	\$130.74	\$63.24
Summer II Term (2009)			
3	260	\$0.08	\$0.06
4	1,029	\$0.62	\$0.29
5	452	\$0.36	\$0.17
6	821	\$0.56	\$0.32
7	1,230	\$1.19	\$0.39
8	1,102	\$1.16	\$0.60
9	484	\$0.46	\$0.24
10	478	\$0.56	\$0.23
11	225	\$0.30	\$0.14
12	609	\$0.71	\$0.43
13	274	\$0.40	\$0.20
14	162	\$0.28	\$0.14
15 or more	648	\$1.09	\$0.70
Total	7,774	\$7.76	\$3.91

For the Minnesota State Grant program, the state fiscal year begins on July 1 and ends on June 30. Summer I terms are terms beginning after July 1 of the fiscal year. Summer II terms are terms which begin before July 1 of the fiscal year.

Recipients are grouped by the number of credits enrolled per term as follows:

- Full-Time Full-Year: Recipients who registered for 15 or more credits during both fall and spring terms if semester based calendar is used; 15 or more credits during fall, winter and spring terms if quarter based calendar is used.
- Full-Time Part-Year: Recipients who registered for 15 or more credits during either fall and spring terms if semester based calendar is used; 15 or more credits during either fall, winter or spring terms if quarter based calendar is used AND the student did not register or registered for fewer than 15 credits for the other terms.
- Part-Time Full-Year: Recipients who registered for fewer than 15 credits during both fall and spring terms if semester based calendar is used; fewer than 15 credits during fall, winter and spring terms if quarter based calendar is used.
- Part-Time Part-Year: Recipients who registered for fewer than 15 credits during either fall and spring terms if semester based calendar is used; fewer than 15 credits during either fall, winter or spring terms if quarter based calendar is used AND the student did not register for at least one of the other terms.
- Summer only: Recipients who registered at any level for either summer term and did not register in fall, winter or spring terms.

Minnesota State Grant Statistics, Fiscal Year 2009

All State Grant Recipients

Registration Pattern	Number of Recipients	Combined Federal Pell and Minnesota State Grants (millions)	Minnesota State Grants (millions)
Full-Time Full-Year	41,841	\$196.76	\$102.96
Full-Time Part-Year	26,271	\$83.55	\$31.46
Part-Time Full-Year	5,513	\$15.59	\$3.16
Part-Time Part-Year	8,924	\$18.58	\$5.08
Summer only	1,969	\$3.06	\$0.86
Total	84,518	\$317.53	\$143.52

Recipients are also grouped by the cumulative number of credits enrolled per fiscal year as follows:

- Recipients who registered for fewer than 30 credits during Fiscal Year 2009.
- Recipients who registered for at least 30 credits during Fiscal Year 2009.

The 30 or more credits can be earned in any combination across all the terms during the Fiscal Year.

Minnesota State Grant Statistics, Fiscal Year 2009
All State Grant Recipients
Registered for Fewer than 30 Credits

Adjusted Gross Income	Number of Recipients	Combined Federal Pell and Minnesota State Grants (million)	Minnesota State Grants (million)
Less Than \$10,000	15,735	\$58.97	\$12.21
\$10,000 to \$19,999	12,041	\$40.99	\$11.43
\$20,000 to \$29,999	9,552	\$30.24	\$11.96
\$30,000 to \$39,999	6,584	\$20.22	\$9.85
\$40,000 to \$49,999	5,069	\$12.51	\$7.78
\$50,000 to \$59,999	3,547	\$6.97	\$5.21
\$60,000 to \$69,999	2,044	\$3.57	\$2.96
\$70,000 or More	1,822	\$2.30	\$2.15
Total	56,394	\$175.77	\$63.55

Minnesota State Grant Statistics, Fiscal Year 2009
All State Grant Recipients
Registered for 30 Credits or More

Adjusted Gross Income	Number of Recipients	Combined Federal Pell and Minnesota State Grants (million)	Minnesota State Grants (million)
Less Than \$10,000	4,678	\$32.04	\$11.11
\$10,000 to \$19,999	4,002	\$25.02	\$10.09
\$20,000 to \$29,999	4,102	\$23.80	\$12.76
\$30,000 to \$39,999	3,676	\$20.48	\$12.64
\$40,000 to \$49,999	3,575	\$16.30	\$12.05
\$50,000 to \$59,999	3,150	\$11.43	\$9.56
\$60,000 to \$69,999	2,282	\$6.99	\$6.28
\$70,000 or More	2,659	\$5.71	\$5.48
Total	28,124	\$141.77	\$79.97

Tables:

Number of Recipients, Combined Pell and State Grant Awarded and State Grant Amount Awarded by Family Type, by annual Registration Load, by Institution Type, and by Adjusted Gross Income

All Minnesota State Grant Recipients

Fiscal Year 2009

Minnesota State Grant Statistics

Family Type	Credit Level		All institutions
Dependent Students	Fewer than 30 credits	Number of Recipients Combined federal Pell and Minnesota State Grants Minnesota State Grants	26,342 \$85.00 \$40.96
	30 or more credits	Number of Recipients Combined federal Pell and Minnesota State Grants Minnesota State Grants	21,568 \$108.55 \$67.50
Married Independent Students with Dependents (Children)	Fewer than 30 credits	Number of Recipients Combined federal Pell and Minnesota State Grants Minnesota State Grants	6,416 \$18.56 \$4.39
	30 or more credits	Number of Recipients Combined federal Pell and Minnesota State Grants Minnesota State Grants	1,307 \$6.12 \$2.07
Unmarried Independent Students with Dependents (Children)	Fewer than 30 credits	Number of Recipients Combined federal Pell and Minnesota State Grants Minnesota State Grants	12,537 \$42.05 \$7.62
	30 or more credits	Number of Recipients Combined federal Pell and Minnesota State Grants Minnesota State Grants	2,014 \$11.92 \$3.00
Married Independent Students with No Other Dependents (Children)	Fewer than 30 credits	Number of Recipients Combined federal Pell and Minnesota State Grants Minnesota State Grants	1,405 \$3.49 \$1.46
	30 or more credits	Number of Recipients Combined federal Pell and Minnesota State Grants Minnesota State Grants	501 \$2.22 \$1.25
Unmarried Independent Students with No Dependents (Children)	Fewer than 30 credits	Number of Recipients Combined federal Pell and Minnesota State Grants Minnesota State Grants	9,694 \$26.67 \$9.12
	30 or more credits	Number of Recipients Combined federal Pell and Minnesota State Grants Minnesota State Grants	2,734 \$12.96 \$6.14
Total	Fewer than 30 credits	Number of Recipients Combined federal Pell and Minnesota State Grants Minnesota State Grants	56,394 \$175.77 \$63.55
	30 or more credits	Number of Recipients Combined federal Pell and Minnesota State Grants Minnesota State Grants	28,124 \$141.77 \$79.97

Note: Dollars are in millions; Award amounts for categories with fewer than 10 recipients are reported as zero. Totals include amounts for all categories.

Adjusted gross income of Minnesota State Grant recipients is as reported on federal individual income tax forms. For dependent students, the parents' income was used; for others, the student's, and their spouse's if married, were used.

Dependent Students

Fiscal Year 2009

Students Registered for Fewer than 30 credits

Minnesota State Grant Statistics

Adjusted Gross Income		All institutions	MnSCU Two-Year Colleges	MnSCU Four-Year Universities	University of Minnesota	Minnesota Private Non-Profit Institutions	Minnesota Private For-Profit Institutions
Less than \$10,000	Number of Recipients Combined federal Pell and Minnesota State Grants Minnesota State Grants	4,304 \$18.44 \$4.40	2,245 \$8.16 \$1.00	594 \$2.82 \$0.67	451 \$2.96 \$1.27	345 \$1.94 \$0.78	669 \$2.55 \$0.68
\$10,000 to \$19,999	Number of Recipients Combined federal Pell and Minnesota State Grants Minnesota State Grants	3,231 \$14.22 \$4.00	1,630 \$6.07 \$1.05	506 \$2.50 \$0.68	367 \$2.35 \$1.11	258 \$1.47 \$0.64	470 \$1.83 \$0.53
\$20,000 to \$29,999	Number of Recipients Combined federal Pell and Minnesota State Grants Minnesota State Grants	4,318 \$16.84 \$8.05	2,245 \$7.27 \$3.03	705 \$3.06 \$1.40	458 \$2.75 \$1.61	330 \$1.72 \$0.96	580 \$2.04 \$1.06
\$30,000 to \$39,999	Number of Recipients Combined federal Pell and Minnesota State Grants Minnesota State Grants	4,225 \$14.14 \$8.16	2,050 \$5.39 \$2.66	785 \$2.92 \$1.72	497 \$2.50 \$1.71	373 \$1.76 \$1.12	520 \$1.57 \$0.94
\$40,000 to \$49,999	Number of Recipients Combined federal Pell and Minnesota State Grants Minnesota State Grants	3,863 \$9.91 \$6.86	1,706 \$3.22 \$1.92	878 \$2.40 \$1.66	490 \$1.97 \$1.55	388 \$1.43 \$1.06	401 \$0.90 \$0.67
\$50,000 to \$59,999	Number of Recipients Combined federal Pell and Minnesota State Grants Minnesota State Grants	2,884 \$5.98 \$4.67	1,120 \$1.64 \$1.12	715 \$1.48 \$1.16	447 \$1.35 \$1.17	323 \$1.03 \$0.84	279 \$0.49 \$0.38
\$60,000 to \$69,999	Number of Recipients Combined federal Pell and Minnesota State Grants Minnesota State Grants	1,793 \$3.27 \$2.75	641 \$0.81 \$0.60	429 \$0.75 \$0.63	349 \$0.87 \$0.78	230 \$0.63 \$0.55	144 \$0.21 \$0.18
\$70,000 or more	Number of Recipients Combined federal Pell and Minnesota State Grants Minnesota State Grants	1,724 \$2.19 \$2.07	333 \$0.25 \$0.21	416 \$0.43 \$0.41	561 \$0.88 \$0.85	323 \$0.54 \$0.51	91 \$0.10 \$0.09
Total	Number of Recipients Combined federal Pell and Minnesota State Grants Minnesota State Grants	26,342 \$85.00 \$40.96	11,970 \$32.81 \$11.59	5,028 \$16.36 \$8.32	3,620 \$15.62 \$10.05	2,570 \$10.52 \$6.47	3,154 \$9.69 \$4.53

Note: Dollars are in millions; Award amounts for categories with fewer than 10 recipients are reported as zero. Totals include amounts for all categories.

Adjusted gross income of Minnesota State Grant recipients is as reported on federal individual income tax forms. For dependent students, the parents' income was used; for others, the student's, and their spouse's if married, were used.

Dependent Students

Fiscal Year 2009

		Minnesota State Grant Statistics						
		All institutions	MnSCU Two-Year Colleges	MnSCU Four-Year Universities	University of Minnesota	Minnesota Private Non-Profit Institutions	Minnesota Private For-Profit Institutions	
Adjusted Gross Income								
Less than \$10,000	Number of Recipients Combined federal Pell and Minnesota State Grants Minnesota State Grants	2,337 \$17.27 \$6.69	543 \$3.11 \$0.60	410 \$2.75 \$0.90	493 \$4.29 \$2.05	660 \$5.53 \$2.62	231 \$1.58 \$0.51	
\$10,000 to \$19,999	Number of Recipients Combined federal Pell and Minnesota State Grants Minnesota State Grants	2,069 \$14.97 \$6.07	523 \$2.94 \$0.69	432 \$2.89 \$1.04	411 \$3.52 \$1.73	543 \$4.51 \$2.24	160 \$1.10 \$0.38	
\$20,000 to \$29,999	Number of Recipients Combined federal Pell and Minnesota State Grants Minnesota State Grants	2,887 \$19.15 \$10.61	674 \$3.48 \$1.63	635 \$3.77 \$2.00	545 \$4.31 \$2.65	805 \$6.17 \$3.56	228 \$1.41 \$0.77	
\$30,000 to \$39,999	Number of Recipients Combined federal Pell and Minnesota State Grants Minnesota State Grants	3,181 \$18.40 \$11.77	659 \$2.75 \$1.49	701 \$3.62 \$2.21	616 \$4.28 \$2.93	929 \$6.31 \$4.17	276 \$1.45 \$0.97	
\$40,000 to \$49,999	Number of Recipients Combined federal Pell and Minnesota State Grants Minnesota State Grants	3,291 \$15.28 \$11.56	632 \$1.94 \$1.31	730 \$2.84 \$2.06	602 \$3.35 \$2.70	1,107 \$6.22 \$4.75	220 \$0.92 \$0.73	
\$50,000 to \$59,999	Number of Recipients Combined federal Pell and Minnesota State Grants Minnesota State Grants	2,962 \$10.96 \$9.23	461 \$1.01 \$0.78	661 \$1.91 \$1.59	601 \$2.70 \$2.32	1,092 \$4.89 \$4.14	147 \$0.45 \$0.39	
\$60,000 to \$69,999	Number of Recipients Combined federal Pell and Minnesota State Grants Minnesota State Grants	2,210 \$6.86 \$6.16	236 \$0.44 \$0.36	417 \$0.98 \$0.89	546 \$1.83 \$1.69	914 \$3.32 \$2.98	97 \$0.29 \$0.24	
\$70,000 or more	Number of Recipients Combined federal Pell and Minnesota State Grants Minnesota State Grants	2,631 \$5.66 \$5.42	176 \$0.19 \$0.18	419 \$0.66 \$0.64	717 \$1.59 \$1.54	1,250 \$3.06 \$2.93	69 \$0.15 \$0.15	
Total	Number of Recipients Combined federal Pell and Minnesota State Grants Minnesota State Grants	21,568 \$108.55 \$67.50	3,904 \$15.87 \$7.04	4,405 \$19.44 \$11.32	4,531 \$25.86 \$17.60	7,300 \$40.01 \$27.39	1,428 \$7.36 \$4.15	

Note: Dollars are in millions; Award amounts for categories with fewer than 10 recipients are reported as zero. Totals include amounts for all categories.

Adjusted gross income of Minnesota State Grant recipients is as reported on federal individual income tax forms. For dependent students, the parents' income was used; for others, the student's, and their spouse's if married, were used.

**Married Independent Students with Dependents (Children)
Students Registered for Fewer than 30 credits**

Fiscal Year 2009

Adjusted Gross Income		Minnesota State Grant Statistics						
		All institutions	MnSCU Two-Year Colleges	MnSCU Four-Year Universities	University of Minnesota	Minnesota Private Non-Profit Institutions	Minnesota Private For-Profit Institutions	
Less than \$10,000	Number of Recipients Combined federal Pell and Minnesota State Grants Minnesota State Grants	823 \$2.86 \$0.52	440 \$1.44 \$0.18	47 \$0.20 \$0.04	20 \$0.10 \$0.04	59 \$0.23 \$0.07	257 \$0.90 \$0.19	
\$10,000 to \$19,999	Number of Recipients Combined federal Pell and Minnesota State Grants Minnesota State Grants	1,176 \$4.18 \$0.74	699 \$2.32 \$0.30	83 \$0.34 \$0.06	16 \$0.07 \$0.03	58 \$0.25 \$0.08	320 \$1.19 \$0.27	
\$20,000 to \$29,999	Number of Recipients Combined federal Pell and Minnesota State Grants Minnesota State Grants	1,292 \$4.38 \$0.84	716 \$2.24 \$0.29	106 \$0.40 \$0.08	26 \$0.13 \$0.06	77 \$0.33 \$0.10	367 \$1.26 \$0.31	
\$30,000 to \$39,999	Number of Recipients Combined federal Pell and Minnesota State Grants Minnesota State Grants	1,238 \$3.67 \$0.83	637 \$1.75 \$0.26	113 \$0.38 \$0.09	24 \$0.10 \$0.05	103 \$0.37 \$0.14	361 \$1.06 \$0.29	
\$40,000 to \$49,999	Number of Recipients Combined federal Pell and Minnesota State Grants Minnesota State Grants	961 \$2.19 \$0.71	472 \$1.03 \$0.23	69 \$0.16 \$0.06	15 \$0.04 \$0.02	99 \$0.28 \$0.15	306 \$0.69 \$0.25	
\$50,000 to \$59,999	Number of Recipients Combined federal Pell and Minnesota State Grants Minnesota State Grants	599 \$0.90 \$0.48	282 \$0.37 \$0.14	43 \$0.07 \$0.05	15 \$0.03 \$0.03	77 \$0.15 \$0.11	182 \$0.27 \$0.16	
\$60,000 to \$69,999	Number of Recipients Combined federal Pell and Minnesota State Grants Minnesota State Grants	234 \$0.28 \$0.20	71 \$0.07 \$0.04	20 \$0.02 \$0.02	0 \$0.00 \$0.00	58 \$0.09 \$0.07	85 \$0.10 \$0.07	
\$70,000 or more	Number of Recipients Combined federal Pell and Minnesota State Grants Minnesota State Grants	93 \$0.10 \$0.08	20 \$0.02 \$0.01	4 \$0.00 \$0.00	5 \$0.00 \$0.00	32 \$0.05 \$0.04	32 \$0.03 \$0.02	
Total	Number of Recipients Combined federal Pell and Minnesota State Grants Minnesota State Grants	6,416 \$18.56 \$4.39	3,337 \$9.23 \$1.44	485 \$1.58 \$0.40	121 \$0.48 \$0.23	563 \$1.75 \$0.76	1,910 \$5.50 \$1.55	

Note: Dollars are in millions; Award amounts for categories with fewer than 10 recipients are reported as zero. Totals include amounts for all categories.

Adjusted gross income of Minnesota State Grant recipients is as reported on federal individual income tax forms. For dependent students, the parents' income was used; for others, the student's, and their spouse's if married, were used.

Married Independent Students with Dependents (Children) **Fiscal Year 2009**
Students Registered for 30 or more credits **Minnesota State Grant Statistics**

Adjusted Gross Income		All institutions	MnSCU Two-Year Colleges	MnSCU Four-Year Universities	University of Minnesota	Minnesota State Grant Statistics	
						Minnesota Private Non-Profit Institutions	Minnesota Private For-Profit Institutions
Less than \$10,000	Number of Recipients Combined federal Pell and Minnesota State Grants Minnesota State Grants	134 \$0.81 \$0.18	74 \$0.42 \$0.07	9 \$0.00 \$0.00	3 \$0.00 \$0.00	9 \$0.00 \$0.00	39 \$0.24 \$0.06
\$10,000 to \$19,999	Number of Recipients Combined federal Pell and Minnesota State Grants Minnesota State Grants	215 \$1.31 \$0.31	125 \$0.71 \$0.13	16 \$0.10 \$0.03	3 \$0.00 \$0.00	24 \$0.18 \$0.07	47 \$0.28 \$0.06
\$20,000 to \$29,999	Number of Recipients Combined federal Pell and Minnesota State Grants Minnesota State Grants	225 \$1.28 \$0.33	130 \$0.68 \$0.13	27 \$0.16 \$0.05	5 \$0.00 \$0.00	15 \$0.12 \$0.06	48 \$0.28 \$0.07
\$30,000 to \$39,999	Number of Recipients Combined federal Pell and Minnesota State Grants Minnesota State Grants	247 \$1.24 \$0.40	134 \$0.61 \$0.14	22 \$0.12 \$0.05	4 \$0.00 \$0.00	24 \$0.17 \$0.09	63 \$0.32 \$0.11
\$40,000 to \$49,999	Number of Recipients Combined federal Pell and Minnesota State Grants Minnesota State Grants	216 \$0.85 \$0.38	121 \$0.42 \$0.15	17 \$0.06 \$0.03	4 \$0.00 \$0.00	27 \$0.16 \$0.10	47 \$0.18 \$0.09
\$50,000 to \$59,999	Number of Recipients Combined federal Pell and Minnesota State Grants Minnesota State Grants	172 \$0.44 \$0.31	80 \$0.16 \$0.09	20 \$0.06 \$0.04	4 \$0.00 \$0.00	17 \$0.07 \$0.07	51 \$0.13 \$0.10
\$60,000 to \$69,999	Number of Recipients Combined federal Pell and Minnesota State Grants Minnesota State Grants	70 \$0.13 \$0.11	28 \$0.04 \$0.03	7 \$0.00 \$0.00	1 \$0.00 \$0.00	17 \$0.04 \$0.04	17 \$0.03 \$0.03
\$70,000 or more	Number of Recipients Combined federal Pell and Minnesota State Grants Minnesota State Grants	28 \$0.06 \$0.06	3 \$0.00 \$0.00	0 \$0.00 \$0.00	1 \$0.00 \$0.00	12 \$0.03 \$0.03	12 \$0.03 \$0.03
Total	Number of Recipients Combined federal Pell and Minnesota State Grants Minnesota State Grants	1,307 \$6.12 \$2.07	695 \$3.04 \$0.73	118 \$0.58 \$0.23	25 \$0.17 \$0.10	145 \$0.84 \$0.48	324 \$1.49 \$0.53

Note: Dollars are in millions; Award amounts for categories with fewer than 10 recipients are reported as zero. Totals include amounts for all categories. Adjusted gross income of Minnesota State Grant recipients is as reported on federal individual income tax forms. For dependent students, the parents' income was used; for others, the students, and their spouse's if married, were used.

Unmarried Independent Students with Dependents (Children)

Fiscal Year 2009

Adjusted Gross Income	Number of Recipients Combined federal Pell and Minnesota State Grants Minnesota State Grants	Minnesota State Grant Statistics					Minnesota State Grant Statistics		
		All institutions	MnSCU Two-Year Colleges	MnSCU Four-Year Universities	University of Minnesota	Minnesota Private Non-Profit Institutions	Minnesota Private For-Profit Institutions		
Less than \$10,000	5,340 \$18.66 \$3.13	2,669 \$8.82 \$0.98	282 \$1.20 \$0.24	73 \$0.40 \$0.16	239 \$0.99 \$0.29	2,077 \$7.26 \$1.46			
\$10,000 to \$19,999	3,885 \$13.81 \$2.35	2,102 \$7.07 \$0.81	202 \$0.83 \$0.15	51 \$0.28 \$0.11	176 \$0.78 \$0.24	1,354 \$4.85 \$1.03			
\$20,000 to \$29,999	2,279 \$7.08 \$1.38	1,078 \$3.09 \$0.36	121 \$0.40 \$0.08	21 \$0.09 \$0.04	149 \$0.54 \$0.18	910 \$2.96 \$0.71			
\$30,000 to \$39,999	805 \$2.09 \$0.58	305 \$0.72 \$0.12	71 \$0.18 \$0.04	15 \$0.05 \$0.02	105 \$0.33 \$0.13	309 \$0.82 \$0.26			
\$40,000 to \$49,999	182 \$0.33 \$0.15	64 \$0.10 \$0.03	13 \$0.00 \$0.00	1 \$0.00 \$0.00	27 \$0.05 \$0.04	77 \$0.15 \$0.07			
\$50,000 to \$59,999	35 \$0.06 \$0.03	8 \$0.00 \$0.00	4 \$0.00 \$0.00	1 \$0.00 \$0.00	10 \$0.02 \$0.02	12 \$0.02 \$0.01			
\$60,000 to \$69,999	9 \$0.00 \$0.00	2 \$0.00 \$0.00	0 \$0.00 \$0.00	0 \$0.00 \$0.00	3 \$0.00 \$0.00	4 \$0.00 \$0.00			
\$70,000 or more	2 \$0.00 \$0.00	0 \$0.00 \$0.00	0 \$0.00 \$0.00	0 \$0.00 \$0.00	2 \$0.00 \$0.00	0 \$0.00 \$0.00			
Total	12,537 \$42.05 \$7.62	6,228 \$19.81 \$2.31	693 \$2.64 \$0.52	162 \$0.83 \$0.34	711 \$2.71 \$0.91	4,743 \$16.06 \$3.55			

Note: Dollars are in millions; Award amounts for categories with fewer than 10 recipients are reported as zero. Totals include amounts for all categories. Adjusted gross income of Minnesota State Grant recipients is as reported on federal individual income tax forms. For dependent students, the parents' income was used; for others, the students, and their spouse's if married, were used.

Unmarried Independent Students with Dependents (Children)

Fiscal Year 2009

		Minnesota State Grant Statistics						
Adjusted Gross Income		All Institutions	MnSCU Two-Year Colleges	MnSCU Four-Year Universities	University of Minnesota	Minnesota Private Non-Profit Institutions	Minnesota Private For-Profit Institutions	
Less than \$10,000	Number of Recipients Combined federal Pell and Minnesota State Grants Minnesota State Grants	817 \$5.07 \$1.21	344 \$1.95 \$0.32	64 \$0.43 \$0.13	27 \$0.23 \$0.10	66 \$0.51 \$0.20	316 \$1.95 \$0.46	
\$10,000 to \$19,999	Number of Recipients Combined federal Pell and Minnesota State Grants Minnesota State Grants	692 \$4.24 \$0.98	368 \$2.07 \$0.34	58 \$0.39 \$0.11	17 \$0.15 \$0.07	48 \$0.39 \$0.16	201 \$1.24 \$0.30	
\$20,000 to \$29,999	Number of Recipients Combined federal Pell and Minnesota State Grants Minnesota State Grants	348 \$1.96 \$0.55	141 \$0.71 \$0.13	30 \$0.17 \$0.06	12 \$0.10 \$0.05	26 \$0.19 \$0.09	139 \$0.79 \$0.23	
\$30,000 to \$39,999	Number of Recipients Combined federal Pell and Minnesota State Grants Minnesota State Grants	112 \$0.52 \$0.18	47 \$0.19 \$0.05	8 \$0.00 \$0.00	3 \$0.00 \$0.00	9 \$0.00 \$0.00	45 \$0.22 \$0.07	
\$40,000 to \$49,999	Number of Recipients Combined federal Pell and Minnesota State Grants Minnesota State Grants	35 \$0.11 \$0.06	11 \$0.03 \$0.02	3 \$0.00 \$0.00	1 \$0.01 \$0.00	4 \$0.00 \$0.00	16 \$0.05 \$0.02	
\$50,000 to \$59,999	Number of Recipients Combined federal Pell and Minnesota State Grants Minnesota State Grants	8 \$0.00 \$0.00	6 \$0.00 \$0.00	0 \$0.00 \$0.00	0 \$0.00 \$0.00	0 \$0.00 \$0.00	2 \$0.00 \$0.00	
\$60,000 to \$69,999	Number of Recipients Combined federal Pell and Minnesota State Grants Minnesota State Grants	2 \$0.00 \$0.00	0 \$0.00 \$0.00	0 \$0.00 \$0.00	0 \$0.00 \$0.00	0 \$0.00 \$0.00	2 \$0.00 \$0.00	
\$70,000 or more	Number of Recipients Combined federal Pell and Minnesota State Grants Minnesota State Grants	0 \$0.00 \$0.00	0 \$0.00 \$0.00	0 \$0.00 \$0.00	0 \$0.00 \$0.00	0 \$0.00 \$0.00	0 \$0.00 \$0.00	
Total	Number of Recipients Combined federal Pell and Minnesota State Grants Minnesota State Grants	2,014 \$11.92 \$3.00	917 \$4.96 \$0.86	163 \$1.03 \$0.32	60 \$0.50 \$0.24	153 \$1.16 \$0.49	721 \$4.26 \$1.10	

Note: Dollars are in millions; Award amounts for categories with fewer than 10 recipients are reported as zero. Totals include amounts for all categories.

Adjusted gross income of Minnesota State Grant recipients is as reported on federal individual income tax forms. For dependent students, the parents' income was used; for others, the students, and their spouse's if married, were used.

Married Independent Students with No Other Dependents (Children)

Fiscal Year 2009

Adjusted Gross Income	Number of Recipients	All institutions	MnSCU Two-Year Colleges	MnSCU Four-Year Universities	University of Minnesota	Minnesota State Grant Statistics		
						Minnesota Private Non-Profit Institutions	Minnesota Private For-Profit Institutions	Minnesota Private For-Profit Institutions
Less than \$10,000	Number of Recipients Combined federal Pell and Minnesota State Grants Minnesota State Grants	375 \$1.32 \$0.31	181 \$0.55 \$0.09	29 \$0.15 \$0.03	33 \$0.15 \$0.06	32 \$0.14 \$0.05	100 \$0.32 \$0.08	
\$10,000 to \$19,999	Number of Recipients Combined federal Pell and Minnesota State Grants Minnesota State Grants	388 \$1.25 \$0.44	162 \$0.41 \$0.10	66 \$0.25 \$0.08	39 \$0.19 \$0.10	31 \$0.13 \$0.06	90 \$0.27 \$0.10	
\$20,000 to \$29,999	Number of Recipients Combined federal Pell and Minnesota State Grants Minnesota State Grants	323 \$0.56 \$0.39	145 \$0.21 \$0.12	43 \$0.08 \$0.06	28 \$0.09 \$0.07	40 \$0.10 \$0.08	67 \$0.09 \$0.07	
\$30,000 to \$39,999	Number of Recipients Combined federal Pell and Minnesota State Grants Minnesota State Grants	218 \$0.25 \$0.22	84 \$0.08 \$0.07	30 \$0.02 \$0.02	13 \$0.03 \$0.03	40 \$0.07 \$0.06	51 \$0.05 \$0.05	
\$40,000 to \$49,999	Number of Recipients Combined federal Pell and Minnesota State Grants Minnesota State Grants	61 \$0.07 \$0.06	20 \$0.02 \$0.01	13 \$0.01 \$0.01	4 \$0.00 \$0.00	14 \$0.02 \$0.02	10 \$0.01 \$0.01	
\$50,000 to \$59,999	Number of Recipients Combined federal Pell and Minnesota State Grants Minnesota State Grants	29 \$0.03 \$0.03	3 \$0.00 \$0.00	6 \$0.00 \$0.00	2 \$0.00 \$0.00	11 \$0.02 \$0.01	7 \$0.00 \$0.00	
\$60,000 to \$69,999	Number of Recipients Combined federal Pell and Minnesota State Grants Minnesota State Grants	8 \$0.00 \$0.00	2 \$0.00 \$0.00	0 \$0.00 \$0.00	0 \$0.00 \$0.00	5 \$0.00 \$0.00	1 \$0.00 \$0.00	
\$70,000 or more	Number of Recipients Combined federal Pell and Minnesota State Grants Minnesota State Grants	3 \$0.00 \$0.00	0 \$0.00 \$0.00	0 \$0.00 \$0.00	1 \$0.00 \$0.00	0 \$0.00 \$0.00	2 \$0.00 \$0.00	
Total	Number of Recipients Combined federal Pell and Minnesota State Grants Minnesota State Grants	1,405 \$3.49 \$1.46	597 \$1.28 \$0.39	187 \$0.52 \$0.21	120 \$0.46 \$0.27	173 \$0.49 \$0.29	328 \$0.75 \$0.30	

Note: Dollars are in millions; Award amounts for categories with fewer than 10 recipients are reported as zero. Totals include amounts for all categories.

Adjusted gross income of Minnesota State Grant recipients is as reported on federal individual income tax forms. For dependent students, the parents' income was used; for others, the students', and their spouse's if married, were used.

Married Independent Students with No Other Dependents (Children) **Fiscal Year 2009**
Students Registered for 30 or more credits **Minnesota State Grant Statistics**

Adjusted Gross Income		All institutions	MnSCU Two-Year Colleges	MnSCU Four-Year Universities	University of Minnesota	Minnesota State Grant Statistics	
						Minnesota Private Non-Profit Institutions	Minnesota Private For-Profit Institutions
Less than \$10,000	Number of Recipients	87	35	17	11	14	10
	Combined federal Pell and Minnesota State Grants Minnesota State Grants	\$0.55 \$0.18	\$0.18 \$0.04	\$0.10 \$0.03	\$0.09 \$0.04	\$0.12 \$0.05	\$0.05 \$0.01
\$10,000 to \$19,999	Number of Recipients	154	40	37	17	35	25
	Combined federal Pell and Minnesota State Grants Minnesota State Grants	\$0.87 \$0.42	\$0.16 \$0.06	\$0.21 \$0.08	\$0.14 \$0.07	\$0.26 \$0.14	\$0.11 \$0.05
\$20,000 to \$29,999	Number of Recipients	129	54	21	8	26	20
	Combined federal Pell and Minnesota State Grants Minnesota State Grants	\$0.47 \$0.36	\$0.14 \$0.10	\$0.08 \$0.06	\$0.00 \$0.00	\$0.14 \$0.12	\$0.05 \$0.04
\$30,000 to \$39,999	Number of Recipients	90	31	18	17	13	11
	Combined federal Pell and Minnesota State Grants Minnesota State Grants	\$0.25 \$0.22	\$0.06 \$0.05	\$0.04 \$0.04	\$0.00 \$0.00	\$0.05 \$0.05	\$0.03 \$0.03
\$40,000 to \$49,999	Number of Recipients	33	12	2	6	10	3
	Combined federal Pell and Minnesota State Grants Minnesota State Grants	\$0.06 \$0.05	\$0.01 \$0.01	\$0.00 \$0.00	\$0.00 \$0.00	\$0.02 \$0.02	\$0.00 \$0.00
\$50,000 to \$59,999	Number of Recipients	8	2	2	1	2	1
	Combined federal Pell and Minnesota State Grants Minnesota State Grants	\$0.00 \$0.00	\$0.00 \$0.00	\$0.00 \$0.00	\$0.00 \$0.00	\$0.00 \$0.00	\$0.00 \$0.00
\$60,000 to \$69,999	Number of Recipients	0	0	0	0	0	0
	Combined federal Pell and Minnesota State Grants Minnesota State Grants	\$0.00 \$0.00	\$0.00 \$0.00	\$0.00 \$0.00	\$0.00 \$0.00	\$0.00 \$0.00	\$0.00 \$0.00
\$70,000 or more	Number of Recipients	0	0	0	0	0	0
	Combined federal Pell and Minnesota State Grants Minnesota State Grants	\$0.00 \$0.00	\$0.00 \$0.00	\$0.00 \$0.00	\$0.00 \$0.00	\$0.00 \$0.00	\$0.00 \$0.00
Total	Number of Recipients	501	174	97	60	100	70
	Combined federal Pell and Minnesota State Grants Minnesota State Grants	\$2.22 \$1.25	\$0.56 \$0.26	\$0.44 \$0.22	\$0.37 \$0.24	\$0.60 \$0.39	\$0.25 \$0.14

Note: Dollars are in millions; Award amounts for categories with fewer than 10 recipients are reported as zero. Totals include amounts for all categories.

Adjusted gross income of Minnesota State Grant recipients is as reported on federal individual income tax forms. For dependent students, the parents' income was used; for others, the students', and their spouse's if married, were used.

Unmarried Independent Students with No Other Dependents (Children) **Fiscal Year 2009**

Adjusted Gross Income	Number of Recipients Combined federal Pell and Minnesota State Grants Minnesota State Grants	Minnesota State Grant Statistics						Minnesota Private For-Profit Institutions
		All institutions	MnSCU Two-Year Colleges	MnSCU Four-Year Universities	University of Minnesota	Minnesota Private Non-Profit Institutions	Minnesota Private For-Profit Institutions	
Less than \$10,000	4,893 \$17.69 \$3.85	2,495 \$7.90 \$1.05	577 \$2.51 \$0.53	327 \$1.74 \$0.75	463 \$1.92 \$0.62	1,031 \$3.62 \$0.91		
\$10,000 to \$19,999	3,361 \$7.52 \$3.90	1,734 \$3.30 \$1.37	435 \$1.14 \$0.61	217 \$0.84 \$0.60	227 \$0.71 \$0.46	748 \$1.53 \$0.86		
\$20,000 to \$29,999	1,340 \$1.38 \$1.30	557 \$0.39 \$0.36	175 \$0.17 \$0.16	104 \$0.21 \$0.21	152 \$0.24 \$0.23	352 \$0.36 \$0.35		
\$30,000 to \$39,999	98 \$0.07 \$0.06	2 \$0.00 \$0.00	5 \$0.00 \$0.00	26 \$0.02 \$0.02	26 \$0.02 \$0.02	39 \$0.02 \$0.02		
\$40,000 to \$49,999	2 \$0.00 \$0.00	0 \$0.00 \$0.00	0 \$0.00 \$0.00	0 \$0.00 \$0.00	1 \$0.00 \$0.00	1 \$0.00 \$0.00		
\$50,000 to \$59,999	0 \$0.00 \$0.00	0 \$0.00 \$0.00	0 \$0.00 \$0.00	0 \$0.00 \$0.00	0 \$0.00 \$0.00	0 \$0.00 \$0.00		
\$60,000 to \$69,999	0 \$0.00 \$0.00	0 \$0.00 \$0.00	0 \$0.00 \$0.00	0 \$0.00 \$0.00	0 \$0.00 \$0.00	0 \$0.00 \$0.00		
\$70,000 or more	0 \$0.00 \$0.00	0 \$0.00 \$0.00	0 \$0.00 \$0.00	0 \$0.00 \$0.00	0 \$0.00 \$0.00	0 \$0.00 \$0.00		
Total	9,694 \$26.67 \$9.12	4,788 \$11.60 \$2.78	1,192 \$3.82 \$1.30	674 \$2.82 \$1.58	869 \$2.91 \$1.33	2,171 \$5.53 \$2.13		

Note: Dollars are in millions; Award amounts for categories with fewer than 10 recipients are reported as zero. Totals include amounts for all categories. Adjusted gross income of Minnesota State Grant recipients is as reported on federal individual income tax forms. For dependent students, the parents' income was used; for others, the student's, and their spouse's if married, were used.

Unmarried Independent Students with No Other Dependents (Children) **Fiscal Year 2009**

Adjusted Gross Income		Minnesota State Grant Statistics					Minnesota State Grant Statistics		
		All institutions	MnSCU Two-Year Colleges	MnSCU Four-Year Universities	University of Minnesota	Minnesota Private Non-Profit Institutions	Minnesota Private For-Profit Institutions		
Less than \$10,000	Number of Recipients Combined federal Pell and Minnesota State Grants Minnesota State Grants	1,303 \$8.33 \$2.86	495 \$2.61 \$0.51	206 \$1.23 \$0.40	173 \$1.43 \$0.70	217 \$1.73 \$0.80	212 \$1.34 \$0.44		
\$10,000 to \$19,999	Number of Recipients Combined federal Pell and Minnesota State Grants Minnesota State Grants	872 \$3.63 \$2.31	411 \$1.38 \$0.77	121 \$0.51 \$0.31	90 \$0.58 \$0.45	78 \$0.44 \$0.32	172 \$0.72 \$0.47		
\$20,000 to \$29,999	Number of Recipients Combined federal Pell and Minnesota State Grants Minnesota State Grants	513 \$0.94 \$0.92	244 \$0.30 \$0.28	67 \$0.12 \$0.12	28 \$0.11 \$0.11	51 \$0.17 \$0.17	123 \$0.24 \$0.24		
\$30,000 to \$39,999	Number of Recipients Combined federal Pell and Minnesota State Grants Minnesota State Grants	46 \$0.06 \$0.06	2 \$0.00 \$0.00	5 \$0.00 \$0.00	8 \$0.00 \$0.00	13 \$0.02 \$0.02	18 \$0.00 \$0.00		
\$40,000 to \$49,999	Number of Recipients Combined federal Pell and Minnesota State Grants Minnesota State Grants	0 \$0.00 \$0.00	0 \$0.00 \$0.00	0 \$0.00 \$0.00	0 \$0.00 \$0.00	0 \$0.00 \$0.00	0 \$0.00 \$0.00		
\$50,000 to \$59,999	Number of Recipients Combined federal Pell and Minnesota State Grants Minnesota State Grants	0 \$0.00 \$0.00	0 \$0.00 \$0.00	0 \$0.00 \$0.00	0 \$0.00 \$0.00	0 \$0.00 \$0.00	0 \$0.00 \$0.00		
\$60,000 to \$69,999	Number of Recipients Combined federal Pell and Minnesota State Grants Minnesota State Grants	0 \$0.00 \$0.00	0 \$0.00 \$0.00	0 \$0.00 \$0.00	0 \$0.00 \$0.00	0 \$0.00 \$0.00	0 \$0.00 \$0.00		
\$70,000 or more	Number of Recipients Combined federal Pell and Minnesota State Grants Minnesota State Grants	0 \$0.00 \$0.00	0 \$0.00 \$0.00	0 \$0.00 \$0.00	0 \$0.00 \$0.00	0 \$0.00 \$0.00	0 \$0.00 \$0.00		
Total	Number of Recipients Combined federal Pell and Minnesota State Grants Minnesota State Grants	2,734 \$12.96 \$6.14	1,152 \$4.28 \$1.56	399 \$1.86 \$0.84	299 \$2.13 \$1.28	359 \$2.37 \$1.30	525 \$2.32 \$1.17		

Note: Dollars are in millions; Award amounts for categories with fewer than 10 recipients are reported as zero. Totals include amounts for all categories.

Adjusted gross income of Minnesota State Grant recipients is as reported on federal individual income tax forms. For dependent students, the parents' income was used; for others, the student's, and their spouse's if married, were used.

Number of Recipients and Amount Awarded by Institution, Fiscal Year 2009

MnSCU Two-Year Colleges

Participating Institutions	Number of Minnesota State Grant Recipients	Combined Federal Pell and Minnesota State Grants Received	Minnesota State Grants Received
Alexandria Technical College	782	\$2,652,000	\$1,029,000
Anoka Technical College	680	\$2,055,000	\$619,000
Anoka-Ramsey Community College	1,554	\$4,128,000	\$1,082,000
Central Lakes College	1,461	\$4,759,000	\$1,391,000
Century College	2,601	\$7,532,000	\$1,798,000
Dakota County Technical College	689	\$2,204,000	\$752,000
Fond du Lac Tribal & Community College	386	\$1,268,000	\$286,000
Hennepin Technical College	1,444	\$4,157,000	\$1,059,000
Hibbing Community College	695	\$2,481,000	\$613,000
Inver Hills Community College	1,085	\$2,961,000	\$814,000
Itasca Community College	463	\$1,619,000	\$431,000
Lake Superior College	1,182	\$3,478,000	\$895,000
Mesabi Range Community & Technical College	570	\$2,074,000	\$589,000
Minneapolis Community & Technical College	3,160	\$9,113,000	\$1,952,000
Minnesota State College-Southeast	616	\$1,908,000	\$568,000
Minnesota State Community & Technical College	1,470	\$4,846,000	\$1,604,000
Minnesota West Community & Technical College	901	\$3,017,000	\$980,000
Normandale Community College	2,118	\$6,248,000	\$1,761,000
North Hennepin Community College	1,629	\$4,712,000	\$1,213,000
Northland Community & Technical College	820	\$2,564,000	\$865,000
Northwest Technical College	460	\$1,558,000	\$451,000
Pine Technical College	259	\$779,000	\$168,000

Award amounts for institutions with fewer than 10 recipients are reported as zero.

MnSCU Two-Year Colleges

Participating Institutions	Number of Minnesota State Grant Recipients	Combined Federal Pell and Minnesota State Grants Received	Minnesota State Grants Received
Rainy River Community College	98	\$327,000	\$76,000
Ridgewater College	1,587	\$5,109,000	\$1,711,000
Riverland Community College	820	\$2,569,000	\$757,000
Rochester Community and Technical College	1,609	\$4,814,000	\$1,509,000
South Central Technical College	1,227	\$3,737,000	\$1,147,000
St. Cloud Technical College	1,518	\$4,701,000	\$1,631,000
St. Paul College	1,713	\$5,542,000	\$1,046,000
Vermilion Community College	165	\$532,000	\$163,000
Sub-Total	33,762	\$103,445,000	\$28,961,000

MnSCU Four-Year Universities

Participating Institutions	Number of Minnesota State Grant Recipients	Combined Federal Pell and Minnesota State Grants Received	Minnesota State Grants Received
Bemidji State University	1,384	\$5,668,000	\$2,834,000
Metropolitan State University	1,184	\$3,611,000	\$1,179,000
Minnesota State University Moorhead	1,354	\$5,004,000	\$2,507,000
Minnesota State University, Mankato	3,123	\$12,159,000	\$6,227,000
Southwest Minnesota State University	756	\$3,156,000	\$1,638,000
St. Cloud State University	3,640	\$13,302,000	\$6,127,000
Winona State University	1,326	\$5,376,000	\$3,162,000
Sub-Total	12,767	\$48,275,000	\$23,674,000

Award amounts for institutions with fewer than 10 recipients are reported as zero.

University of Minnesota

Participating Institutions	Number of Minnesota State Grant Recipients	Combined Federal Pell and Minnesota State Grants Received	Minnesota State Grants Received
University of Minnesota Crookston	361	\$1,815,000	\$1,139,000
University of Minnesota Duluth	2,383	\$11,462,000	\$7,582,000
University of Minnesota Morris	541	\$2,820,000	\$1,738,000
University of Minnesota Twin Cities	6,387	\$33,148,000	\$21,456,000
Sub-Total	9,672	\$49,247,000	\$31,915,000

Minnesota Private Non-Profit Institutions

Participating Institutions	Number of Minnesota State Grant Recipients	Combined Federal Pell and Minnesota State Grants Received	Minnesota State Grants Received
American Indian Opportunities Industrialization Center	69	\$235,000	\$43,000
Augsburg College	684	\$3,865,000	\$2,399,000
Augsburg College Weekend	173	\$568,000	\$307,000
Bethany Lutheran College	216	\$1,153,000	\$814,000
Bethel University	865	\$4,275,000	\$2,855,000
Cardinal Stritch University	22	\$67,000	\$35,000
Carleton College	140	\$815,000	\$506,000
College of St. Benedict	583	\$2,947,000	\$2,036,000
College of St. Scholastica	900	\$4,739,000	\$3,119,000
College of Visual Arts	72	\$385,000	\$251,000
Concordia College Moorhead	748	\$3,751,000	\$2,618,000
Concordia University St. Paul	450	\$2,577,000	\$1,453,000
Crossroads College	59	\$300,000	\$185,000
Crown College	301	\$1,405,000	\$829,000
Dunwoody College of Technology	796	\$2,920,000	\$1,299,000

Award amounts for institutions with fewer than 10 recipients are reported as zero.

Minnesota Private Non-Profit Institutions

Participating Institutions	Number of Minnesota State Grant Recipients	Combined Federal Pell and Minnesota State Grants Received	Minnesota State Grants Received
East Metro Opportunities Industrialization Center	104	\$287,000	\$88,000
Gustavus Adolphus College	657	\$3,408,000	\$2,303,000
Hamline University	687	\$3,677,000	\$2,435,000
Leech Lake Tribal College	70	\$217,000	\$40,000
Macalester College	107	\$629,000	\$412,000
Martin Luther College	50	\$233,000	\$181,000
Minneapolis College of Art and Design	133	\$698,000	\$445,000
North Central University	235	\$1,171,000	\$725,000
Northwestern College	774	\$3,797,000	\$2,475,000
Northwestern Health Sciences University	19	\$63,000	\$23,000
Oak Hills Christian College	63	\$331,000	\$198,000
Pillsbury Baptist Bible College	45	\$184,000	\$87,000
Presentation College	54	\$252,000	\$137,000
St. Catherine's University	1,060	\$4,839,000	\$2,718,000
St. Catherine's University Weekend	158	\$427,000	\$242,000
St. John's University	403	\$2,122,000	\$1,460,000
St. Mary's University of Minnesota	335	\$1,617,000	\$1,093,000
St. Olaf College	436	\$2,316,000	\$1,529,000
Summit Academy Opportunity Industrialization Center	189	\$535,000	\$145,000
University of St. Thomas	1,276	\$6,509,000	\$4,322,000
White Earth Tribal College	10	\$27,000	\$4,000
Sub-Total	12,943	\$63,341,000	\$39,812,000

Award amounts for institutions with fewer than 10 recipients are reported as zero.

Minnesota Private For-Profit Institutions

Participating Institutions	Number of Minnesota State Grant Recipients	Combined Federal Pell and Minnesota State Grants Received	Minnesota State Grants Received
Academy College	105	\$306,000	\$96,000
Allure School of Cosmetology	14	\$48,000	\$17,000
Argosy University, Twin Cities Campus	427	\$1,401,000	\$422,000
Art Institutes International Minnesota	858	\$3,557,000	\$1,949,000
Avalon School of Cosmetology	7	\$0	\$0
Aveda Institute Minneapolis	160	\$646,000	\$265,000
Brown College	683	\$3,294,000	\$1,879,000
Central Beauty School Cambridge	9	\$0	\$0
Central Beauty School Minneapolis	6	\$0	\$0
Cosmetology Careers Unltd Duluth	29	\$149,000	\$44,000
Cosmetology Careers Unltd Hibbing	12	\$58,000	\$18,000
Cosmetology Training Center Mankato	26	\$116,000	\$44,000
DeVry University Edina Center	4	\$0	\$0
Duluth Business University	247	\$732,000	\$191,000
Empire Beauty School Bloomington	185	\$658,000	\$175,000
Empire Beauty School St. Paul	138	\$522,000	\$125,000
Everest Institute	783	\$2,379,000	\$362,000
Globe University	548	\$1,661,000	\$619,000
Hastings Beauty School	13	\$41,000	\$21,000
Herzing College	203	\$811,000	\$284,000
High Tech Institute St. Louis Park	290	\$970,000	\$279,000
Ingénue Beauty School	9	\$0	\$0
Institute of Production and Recording	76	\$262,000	\$127,000

Award amounts for institutions with fewer than 10 recipients are reported as zero.

Minnesota Private For-Profit Institutions

Participating Institutions	Number of Minnesota State Grant Recipients	Combined Federal Pell and Minnesota State Grants Received	Minnesota State Grants Received
ITT Technical Institute	210	\$730,000	\$259,000
LA Beauty School	7	\$0	\$0
Le Cordon Bleu College of Culinary Arts Minneapolis St. Paul	313	\$1,027,000	\$439,000
Maranatha College	5	\$0	\$0
Masters Recording Institute	2	\$0	\$0
McNally Smith College of Music	120	\$529,000	\$291,000
Midwest Beauty School	9	\$0	\$0
Minneapolis Business College	281	\$1,181,000	\$433,000
Minnesota School of Barbering	14	\$59,000	\$19,000
Minnesota School of Beauty	34	\$122,000	\$59,000
Minnesota School of Business	3,725	\$12,433,000	\$4,439,000
Minnesota School of Cosmetology	110	\$449,000	\$131,000
Model College of Hair Design	69	\$237,000	\$88,000
Moler Barber School of Hairstyling	42	\$181,000	\$72,000
MRI School of Minnesota	2	\$0	\$0
National American University	720	\$2,462,000	\$770,000
Nova Academy of Cosmetology	35	\$103,000	\$51,000
NTI School of CAD Technology	40	\$153,000	\$81,000
Park Avenue School of Cosmetology	28	\$108,000	\$34,000
Pro-Image Beauty School	12	\$44,000	\$13,000
Professional Salon Academy	28	\$121,000	\$43,000
Rasmussen College Brooklyn Park	832	\$2,550,000	\$802,000
Rasmussen College Eagan	540	\$1,882,000	\$577,000
Rasmussen College Eden Prairie	368	\$1,063,000	\$355,000

Award amounts for institutions with fewer than 10 recipients are reported as zero.

Minnesota Private For-Profit Institutions

Participating Institutions	Number of Minnesota State Grant Recipients	Combined Federal Pell and Minnesota State Grants Received	Minnesota State Grants Received
Rasmussen College Lake Elmo	377	\$1,228,000	\$400,000
Rasmussen College Mankato	573	\$1,747,000	\$565,000
Rasmussen College Moorhead	139	\$419,000	\$124,000
Rasmussen College St. Cloud	783	\$2,461,000	\$756,000
Regency Beauty Institute Blaine	429	\$1,769,000	\$644,000
Rochester School of Hair Design	36	\$125,000	\$58,000
Salon Professional Academy New Hope	41	\$156,000	\$49,000
Salon Professional Academy Waite Park	34	\$124,000	\$55,000
Transportation Center for Excellence	53	\$74,000	\$35,000
University of Phoenix Minneapolis St. Paul	531	\$1,865,000	\$533,000
Sub-Total	15,374	\$53,226,000	\$19,158,000

All Institutions	Number of Minnesota State Grant Recipients	Combined Federal Pell and Minnesota State Grants Received	Minnesota State Grants Received
Total	84,518	\$317,533,000	\$143,520,000

Award amounts for institutions with fewer than 10 recipients are reported as zero.
Totals include amounts for all institutions.